

PRODUCT DATASHEET

DULUX D/E 26 W/840

OSRAM DULUX D/E | CFLni, 2 tubes, with 4-pin base for ECG operation



AREAS OF APPLICATION

- Offices, public buildings
- Shops
- Supermarkets and department stores
- Hotels, restaurants
- Industry

PRODUCT BENEFITS

- Extremely economical
- Good quality of light
- Excellent luminous flux
- Long service life
- Improved maintenance
- OSRAM System+ Guarantee in combination with OSRAM QUICKTRONIC ECG

PRODUCT FEATURES

- Average life: 20,000 h (with QUICKTRONIC)
- Color rendering index $R_a: \geq 80$
- Dimmable (3...100 %)
- Short and compact pin-base lamp with double-turn tubes
- Single-ended four-pin plug-in G24q base
- Operates on battery, solar and AC power with suitable electronic control gear



TECHNICAL DATA

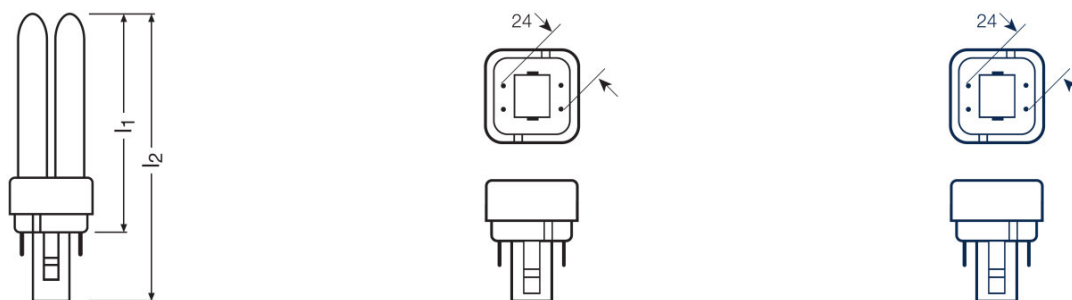
Electrical data

Rated lamp efficacy (HF data 25 °C)	Under clarification by authority and standardization body
Rated wattage	26.00 W
Nominal wattage	26.00 W

Photometrical data

Nominal luminous flux	1800 lm
Luminous flux at 25 °C	1800 lm
Rated luminous flux	1800 lm
Rated color temperature	4000 K
Color rendering index Ra	≥80
Rated LLMF at 2,000 h	0.90
Rated LLMF at 4,000 h	0.84
Rated LLMF at 6,000 h	0.83
Rated LLMF at 8,000 h	0.81
Rated LLMF at 12,000 h	0.79
Rated LLMF at 16,000 h	0.78
Rated LLMF at 20,000 h	0.77
Light color (designation)	LUMILUX Cool White
Color temperature	4000 K
Luminous flux	1800 lm
Color rendering index Ra	≥80

Dimensions & weight



Diameter	12.0 mm
Overall length	163.0 mm
Length	165.0 mm
Length acc. to IEC standard	160 mm

Length with base excl. base pins/connection	149.00 mm
Outer bulb	T11
Maximum diameter	11.0 mm

Lifespan

Nominal lamp life time	20000 h
Rated lamp life time	20000 h
Service life	13000 h ¹⁾
Rated lamp survival factor at 2,000 h	0.99
Rated lamp survival factor at 4,000 h	0.99
Rated lamp survival factor at 6,000 h	0.99
Rated lamp survival factor at 8,000 h	0.99
Rated lamp survival factor at 12,000 h	0.95
Rated lamp survival factor at 16,000 h	0.81
Rated lamp survival factor at 20,000 h	0.50
Operation mode LLMF/LSF	HF
Lifespan	20000 h ¹⁾

¹⁾ With preheat ECG

Additional product data

Base (standard designation)	G24q-3
Mercury content	1.3 mg

Capabilities

Dimmable	Yes
Suitable for indoor	Yes

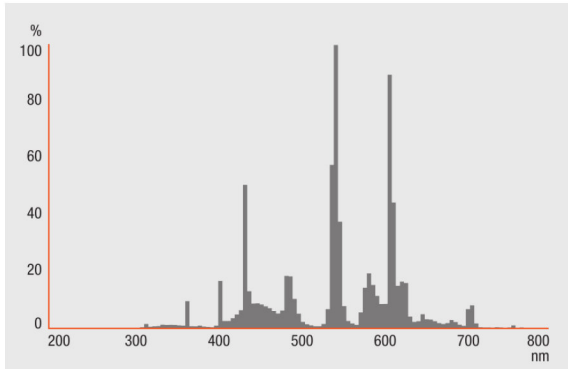
Certificates & standards

Energy consumption	29 kWh/1000h
Energy efficiency class	A

Country-specific categorizations

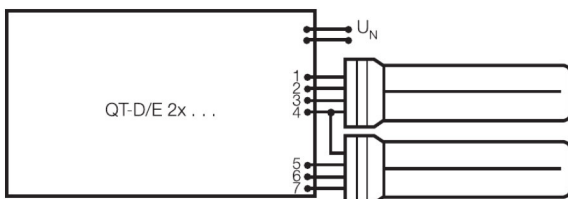
ILCOS	FSQH-26/840-/P/-G24q-3
--------------	------------------------

Light Distribution

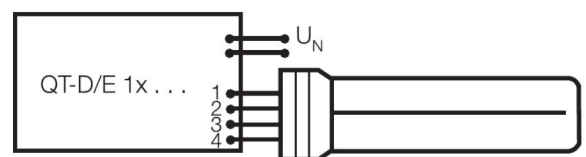


Spectral power distribution

Wiring Diagram



Wiring diagram



Wiring diagram

EQUIPMENT / ACCESSORIES

- Suitable for operation on electronic control gear

SAFETY ADVICE

In case of lamp breakage: www.ledvance.com/brokenlamp

LOGISTICAL DATA

Product code	Packaging unit (Pieces/Unit)	Dimensions (length x width x height)	Gross weight	Volume
4050300020303	Folding carton box 1	179 mm x 36 mm x 36 mm	59.00 g	0.23 dm ³
4050300253107	Shipping carton box 10	196 mm x 182 mm x 110 mm	665.00 g	3.92 dm ³

The mentioned product code describes the smallest quantity unit which can be ordered. One shipping unit can contain one or more single products. When placing an order, for the quantity please enter single or multiples of a shipping unit.

DISCLAIMER

Subject to change without notice. Errors and omission excepted. Always make sure to use the most recent release.

OSRAM DULUX D/E | CFLni, 2 tubes, with 4-pin base for ECG operation

Product name	Product name ECG	EAN	Nominal current	Nominal wattage + Power loss	Luminous flux at 25 °C	Number of lighting outlets	EEI – Energy Label
DULUX D/E 26 W/840	QT-ECO 1x26/220-240 S	4008321065971	0.18 A	23.50 W	1600 lm	1	A2 BAT
	QTi DALI-T/E 1x18-57 DIM	4008321060808	0.13 A	29.00 W	1800 lm	1	
	QTi DALI-T/E 2x18-42 DIM	4008321060822	0.25 A	56.00 W	2*1800 lm	2	
	QTi-T/E 1x18-57 DIM	4008321060860	0.13 A	29.00 W	1800 lm	1	
	QTi-T/E 2x18-42 DIM	4008321060846	0.25 A	56.00 W	2*1800 lm	2	
	QT-M 2x26-42/220-240 S	4008321110022	0.23 A	54.00 W	2*1800 lm	2	
	QTP-M 1x26-42	4008321329134	0.12 A	27.00 W	1750 lm	1	
	QTP-M 2x26-32	4008321329158	0.24 A	53.00 W	2*1750 lm	2	
	QTP-T/E 1x26-42, (2x26)	4008321537089	0.13 A	28.00 W	1750 lm	1	
	QTP-T/E (1x26-42), 2x26	4008321537089	0.24 A	54.00 W	2*1750 lm	2	