

## LF1200 -G3-840-09 discontinued

LINEARlight FLEX POWER 1200 - discontinued | LED modules for professional and industrial applications



### Areas of application

- Architecture lighting
- Cove lighting
- Ceiling integration
- Wall integration

### Product family benefits

- Color uniformity better than 2 SDCM on the entire LED strip and between strips
- Large selection of light colors
- Great design freedom thanks to flexibility and cuttability of module
- Simple mounting and connection
- Toolless connection with the optional CONNECTsystem
- Easy mounting on many smooth surfaces thanks to self-adhesive tape at the back
- "Shop White" versions available for great color rendering without yellowing effect
- Extraordinary design and high quality materials
- Type of protection: IP00



## Product datasheet

---

### Product family features

- Flexible and cuttable LED strip
- Luminous flux: up to 1,200 lm/m
- Module efficacy: up to 152 lm/W
- Dimmable with PWM technology

## Product datasheet

### Technical data

#### Electrical data

Nominal voltage	24.0 V
Type of current	DC
Nominal wattage per meter	8.1 W
Rated wattage	73.20 W
Input voltage range	23...25 V
Accidental reverse input voltage protection up to	25 V

#### Photometrical data

Light color LED	White
Color rendering index Ra	>80
Luminous flux per meter	1200 lm
Luminous efficacy	147 lm/W
Light color (designation)	4000 K
Color temperature	4000 K

#### Light technical data


LED pitch	14.3 mm
Beam angle	120 °

#### LED module information

Number of LEDs per meter	70
Number of LEDs per smallest unit	7
Maximum operable length	9000 mm <sup>1)</sup>

<sup>1)</sup> Max. cumulative product length powering it from a single end

#### Dimensions & weight



## Product datasheet

<b>Length</b>	9000 mm
<b>Length – smallest unit</b>	100.0 mm
<b>Width</b>	8.0 mm
<b>Height</b>	1.4 mm
<b>Product weight</b>	116.00 g

### Temperatures & operating conditions

<b>Performance temp. acc. to IEC 62717</b>	40 °C
<b>Temperature range in operation at Tc point</b>	-20...90 °C <sup>1)</sup>
<b>Ambient temperature range</b>	-20...+50 °C <sup>2)</sup>
<b>Temperature range at storage</b>	-40...80 °C

<sup>1)</sup> Exceeding the maximum ratings will reduce expected life time or destroy the LED strip.

<sup>2)</sup> Rated ambient temp. 25°C/Providing that temperature at Tc point is below max value during operation/Temperature ramping for environmental testing acc. to IEC 62717, 1K/min

### Lifespan

<b>Rated lamp life time</b>	60000 h <sup>1)</sup>
<b>Nominal lamp life time</b>	60000 h

<sup>1)</sup> L70/B50 at T<sub>c</sub> 40 °C

### Additional product data

<b>Product remark</b>	Modules perfectly matched to OSRAM OPTOTRONIC LED drivers (see relevant table)/For current photometric data and important safety, installation and application information (see <a href="http://www.osram.com/led-systems">www.osram.com/led-systems</a> ),/All the technical parameters apply to the entire module. In view of the complex manufacturing process for light emitting diodes, the typical values given above for the technical LED parameters are merely statistical values that do not necessarily correspond to the actual technical parameters of an individual product; individual products may vary from the typical values
-----------------------	---

### Capabilities

<b>Dimmable</b>	Yes
<b>Lowest bending radius</b>	20 mm
<b>Self-adhesive</b>	Yes
<b>With connection set</b>	Yes
<b>With end piece</b>	No

### Certificates & standards

<b>Energy efficiency class</b>	A++ <sup>1)</sup>
<b>Energy consumption</b>	81 kWh/1000h

## Product datasheet

<b>Standards</b>	CE; ENEC 10 VDE/EAC/UL Recognized component according UL 8750
<b>Type of protection</b>	IP00

<sup>1)</sup> Applicable to nearest length value to 50 cm (EN 62717 cl. 6.1)

### Logistical data

<b>Commodity code</b>	940540399000
-----------------------	--------------

---

### Equipment / Accessories

- Simplified connection with optional matching CONNECTsystem
- Quick installation with optional SLIM TRACK System
- Perfectly matched to OPTOTRONIC 24 V electronic control gears

## Product datasheet

---














### Additional product information

- Some LED modules are equipped with a self-adhesive tape for attaching the LED module to suitable materials, such as aluminum profiles, which must be clean and free of oil or silicone coatings, as well as other dirt/dust particles. The adhesive tape is intended for single use and if removed may damage the material to which it is stuck and the LED module itself, which must then be scrapped. Use the adhesive tape when the installation material temperature is in the 18 °C...35 °C range. Complete adhesion takes up to 72 h.
- LED modules are designed for static installations in accordance with IPC 6013C – Use A. Take material vibrations, repetitive torsion, and elongation/compression into account.
- If the operating environment covers a broad temperature range (e.g. outdoor applications) and the operating length is longer than 2 m, the use of adequate mounting surfaces is required. The use of an additional thicker adhesive tape between LED module and mounting surface is also recommended in order to absorb the stress of any mismatch in expansion. Assure enough space for module expansion with increasing temperature.
- The manufacturer is not responsible for damage due to chemical corrosion. The user must provide suitable protection against corrosive agents such as moisture and condensation and any other harmful elements/compounds. Make certain to avoid corrosive atmospheres. According to the current state of LED technology, hydrogen sulfide (H<sub>2</sub>S) causes accelerated corrosion which leads to shortened lifetime or premature failure. Sources of H<sub>2</sub>S may be rubber, foam rubber, soft-foam tapes, rubber-based sealing, natural sources (e.g. sulfur springs), etc. To avoid H<sub>2</sub>S from sulfur-vulcanized rubber use silicon-based materials or peroxide-crosslinked rubber instead. Follow the recommendations in the material datasheet of the rubber supplier.
- IP00 LED modules, as manufactured, have no conformal coating and therefore offer no inherent protection against corrosion. Conformal coating treatment is possible, however materials must be selected properly in order to avoid product damage or impaired performance; the user must also completely seal the cut parts (ends/edges).
- For applications involving exposure to humidity and dust the module must be protected by a fixture or housing with a suitable IP protection class.
- Consult OSRAM Technical Service for further advice.
- Only a qualified electrician may install the module.
- Handle with care and ensure that there is no mechanical product damage, including damage to invisible internal electronics parts.
- Exceeding maximum operating and storage temperature ratings can reduce the expected lifetime or even destroy the LED module. The temperature of the LED module must be measured at the T<sub>c</sub>-point in accordance with EN 60598-1 under steady-state conditions, considering the worst case; drive all channels at 100 % power. Refer to the product drawing for the exact location of the T<sub>c</sub>-point.
- Exceeding the maximum ratings for the operating voltage causes hazardous overload and will likely destroy the LED module.
- Installation of LED modules and connection to the power supply must comply with all applicable electrical and safety standards.
- Observe correct polarity and wiring diagrams! Incorrect polarity or wrong wiring can cause unpredictable permanent damage or even failure of the product.
- Never exceed the maximum operable length, including daisy-chaining connections.
- Always ensure electrical isolation between the LED module and the mounting surface, especially in the vicinity of connections or cut ends.
- IP00 LED modules are ESD-sensitive; take adequate precautions during installation and operation of the products.
- Use only SELV LED drivers in accordance with applicable lighting standards and LED module ratings. In order to safely operate OSRAM LED modules it is necessary to supply them with an electronically stabilized power supply providing protection against short circuits, overload and overheating. To simplify the approval process of the luminaire/installation, the electronic power supplies control gear for LED modules must bear the CE and ENEC marking. In Europe the Declarations of Conformity must include at least the following standards: EN 61347-2-13, EN 55015, EN 61547 and EN 61000-3-2. ENEC certification will be based on EN 61347-2-13 and EN 62384. OSRAM OPTOTRONIC LED drivers comply with all relevant standards and guarantee safe operation; see the relevant brochure for more detailed information about OSRAM OPTOTRONIC.
- Avoid installations in rural and urban areas with high industrial activity and heavy traffic (higher than class than 4C1 according IEC 60721-3) and as well as installation in spa, areas with chlorine atmosphere, direct exposure to blown sand.

---

### Download Data

## Product datasheet

File	
	User instruction LINEARlight FLEX POWER
	Product Datasheet LINEARlight FLEX POWER (EN)
	Brochures Light is freedom of design (EN)
	Certificates EAC Certificate
	Certificates UL Certificate
	Certificates ENEC10_VDE Certificate
	Certificates CB TEST CERTIFICATE DE1-57844
	Declarations of conformity LF HP G3 CE 4160937 00 071119
	Declarations of conformity LF HP G3 CE 3420012 03 071119
	Declarations of conformity EU Declaration of conformity
	Declarations of conformity Manufacturer declaration
	Eulumdat 727127_LF1200-G3-840-09_LDT
	IES data 727126_LF1200-G3-840-09_IES

## Logistical Data

Product code	Product description	Packaging unit (Pieces/Unit)	Dimensions (length x width x height)	Volume	Gross weight
4052899953093	LF1200 -G3-840-09 discontinued	Shipping carton box 8	241 mm x 195 mm x 205 mm	9.63 dm <sup>3</sup>	1861.00 g

The mentioned product code describes the smallest quantity unit which can be ordered. One shipping unit can contain one or more single products. When placing an order, for the quantity please enter single or multiples of a shipping unit.

## Disclaimer

Subject to change without notice. Errors and omission excepted. Always make sure to use the most recent release.