

# PRODUCT DATASHEET

## LED VALUE CLAS P 60 FR 7 W/2700K E14

LED VALUE CLASSIC P | LED lamps, classic mini-ball shape



---

### AREAS OF APPLICATION

- General illumination
- Domestic applications
- Outdoor use in outdoor luminaires only (minimum IP65)

---

### PRODUCT BENEFITS

- Very low energy consumption
- Simple direct replacement for conventional incandescent lamps
- Instant 100 % light, no warm-up time

---

### PRODUCT FEATURES

- LED alternative to conventional lamps
- Lifetime: up to 10,000 h
- Not dimmable
- Good color rendering ( $R_a \geq 80$ ) and color stability throughout the life of the lamp



## TECHNICAL DATA

### Electrical data

Rated wattage	7.00 W
Nominal wattage	7.00 W
Nominal voltage	220...240 V
Max. lamp no. on circuit break. 10 A (B)	145
Max. lamp no. on circuit break. 16 A (B)	230
Operating frequency	50...60 Hz
Power factor $\lambda$	> 0.50
Claimed equiv. conventional lamp power	60 W

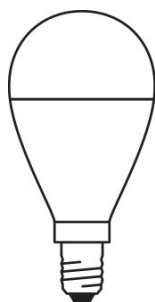
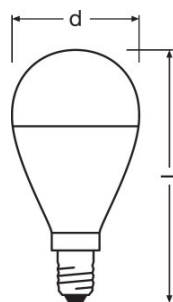
### Photometrical data

Rated luminous flux	806 lm
Lumen main.fact.at end of nom.life time	0.70
Light color (designation)	Warm White
Color temperature	2700 K
Luminous flux	806 lm
Color rendering index Ra	$\geq 80$
Standard deviation of color matching	$\leq 6$ sdcn
Nominal luminous flux	806 lm
Rated color temperature	2700 K
Color rendering index Ra	$\geq 80$

### Light technical data

Warm-up time (60 %)	< 0.50 s
Starting time	< 0.5 s

### Dimensions & weight



Overall length	89.0 mm
----------------	---------

<b>Diameter</b>	45.0 mm
<b>Outer bulb</b>	P45
<b>Length</b>	89.0 mm

#### Temperatures & operating conditions

<b>Ambient temperature range</b>	-20...+40 °C
<b>Maximum temperature at tc test point</b>	86 °C

#### Lifespan

<b>Nominal lamp life time</b>	10000 h
<b>Rated lamp life time</b>	10000 h
<b>Number of switching cycles</b>	100000
<b>Lumen maintenance at end of service life</b>	0.70

#### Additional product data

<b>Base (standard designation)</b>	E14
<b>Mercury-free</b>	Yes
<b>Design / version</b>	Frosted
<b>Show WEEE picto</b>	Yes
<b>Product remark</b>	All technical parameters apply to the entire lamp/Due to the complex production process for light-emitting diodes, the typical values shown for the technical LED parameters are purely statistical values that do not necessarily match the actual technical parameters of each individual product, which can vary from the typical value
<b>Mercury content</b>	0.0 mg

#### Capabilities

<b>Dimmable</b>	No
-----------------	----

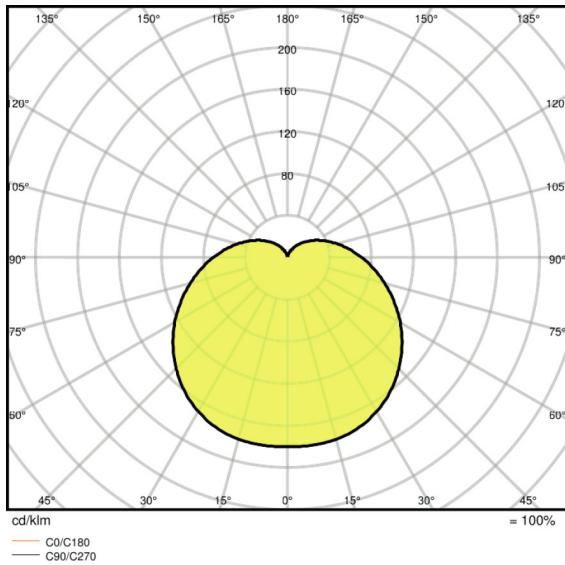
#### Certificates & standards

<b>Energy efficiency class</b>	A+
<b>Energy consumption</b>	7 kWh/1000h

#### Country-specific categorizations

<b>Order reference</b>	VALUECLP60 7W/8
------------------------	-----------------

Light Distribution



LDC typ polar

LOGISTICAL DATA

Product code	Packaging unit (Pieces/Unit)	Dimensions (length x width x height)	Gross weight	Volume
4058075152939	Folding carton box 1	45 mm x 45 mm x 87 mm	42.00 g	0.18 dm <sup>3</sup>
4058075152946	Shipping carton box 10	233 mm x 98 mm x 100 mm	457.00 g	2.28 dm <sup>3</sup>

The mentioned product code describes the smallest quantity unit which can be ordered. One shipping unit can contain one or more single products. When placing an order, for the quantity please enter single or multiples of a shipping unit.

DISCLAIMER

Subject to change without notice. Errors and omission excepted. Always make sure to use the most recent release.