



AZ 16-03ZVRK-M16

- 3 cable entries M 16 x 1.5
- Large wiring compartment
- Thermoplastic enclosure
- Double-insulated
- 52 mm x 90 mm x 30 mm
- Universal coding
- Long life
- High level of contact reliability with low voltages and currents
- Insensitive to soiling
- Slotted holes for adjustment, circular holes for location

Data

Ordering data

Product type description	AZ 16-03ZVRK-M16
Article number (order number)	101154220
EAN (European Article Number)	4030661171579
eCl@ss number, version 12.0	27-27-26-02
eCl@ss number, version 11.0	27-27-26-02
eCl@ss number, version 9.0	27-27-26-02
ETIM number, version 7.0	EC002592
ETIM number, version 6.0	EC002592

Approvals - Standards

Certificates	TÜV cULus CCC
--------------	---------------------

General data

Standards	EN ISO 13849-1 EN ISO 14119 EN IEC 60947-5-1
Coding level according to EN ISO 14119	Low
Working principle	electromechanical
Enclosure material	Plastic, glass-fibre reinforced thermoplastic, self-extinguishing
Gross weight	115 g

General data - Features

Number of cable glands	3
Number of safety contacts	3

Safety classification

Standards	EN ISO 13849-1
Mission time	20 Year(s)

Safety classification - Safety outputs

B _{10D} Normally-closed contact (NC)	2,000,000 Operations
---	----------------------

Mechanical data

Mechanical life, minimum	1,000,000 Operations
Latching force	30 N
Positive break travel	8 mm
Positive break force per NC contact, minimum	10 N
Positive break force, minimum	30 N

Actuating speed, maximum	2 m/s
Mounting	Screws
Type of the fixing screws	2x M6

Mechanical data - Connection technique

Termination	Screw terminals
Cable entry	3 x M16 x 1,5
Cable section, minimum	0.25 mm ²
Cable section, maximum	2.5 mm ²
Note (Cable section)	All indications including the conductor ferrules.
Allowed type of cable	solid single-wire solid multi-wire flexible

Mechanical data - Dimensions

Length of sensor	30 mm
Width of sensor	52 mm
Height of sensor	90 mm

Ambient conditions

Degree of protection	IP67
Ambient temperature	-30_+80
Storage and transport temperature, minimum	-40 °C
Storage and transport temperature, maximum	+85 °C
Permissible installation altitude above sea level, maximum	2,000 m

Ambient conditions - Insulation values

Rated insulation voltage U _i	500 V
---	-------

Rated impulse withstand voltage U_{imp}	6 kV
Overvoltage category	III
Degree of pollution	3

Electrical data

Thermal test current	10 A
Required rated short-circuit current	1,000 A
Switching element	Opener (NC)
Switching principle	slow action, positive break NC contact
Switching frequency	4,000 /h
Material of the contacts, electrical	Silver

Electrical data - Safety contacts

Voltage, Utilisation category AC-15	230 VAC
Current, Utilisation category AC-15	4 A
Voltage, Utilisation category DC-13	24 VDC
Current, Utilisation category DC-13	4 A

Scope of delivery

Scope of delivery	Actuators must be ordered separately.
-------------------	---------------------------------------

Ordering code

Product type description:
AZ 16-(1)ZV(2)K-(3)-(4)-(5)

(1)

without	1 NO contacts/1 NC contact
02	2 NC contact
03	3 NC contact

12	1 NO contact/2 NC contacts
(2)	
without	Ejection force
R	Latching force 30 N
(3)	
G24	with LED (only available for version with one NO and one NC contact)
(4)	
M16	cable entry M16
M20	Cable entry M20
ST	Connector M12, 4 pole, bottom
STL	Connector M12, 4 pole, left
STR	Connector M12, 4 pole, right
(5)	
2254	Latching force 5 N
1762	Front mounting
1637	Gold-plated contacts

Documents

Operating instructions (supplementary sheet/quick guide)

Mounting set MS-AZ 15/16 (138.2 kB, 05/10/2019, Revision C)

Operating instructions and Declaration of conformity

AZ 15/16 (411.7 kB, 07/08/2021, W)

Operating Instructions and Declaration of Conformity (Short)

Operating instructions in short form (For further information and languages, see the "Operation and assembly" tab)
(410.7 kB, 10/26/2022)

CCC certification

AZ 15 / AZ 16 / AZ 17 / AZ 335 / AZ 355 (1.6 MB, 08/26/2022)

UL Certificate

AZ 10 / AZ 15 / AZ 16 / AZ 20 (413.2 kB, 08/01/2019)

SISTEMA-VDMA library

(659.5 kB, 03/23/2023)

Pictures

Product picture (catalogue individual photo)

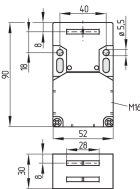


ID: kaz16f01

| 471.8 kB | .jpg | 165.806 x 268.817 mm - 470 x 762 px - 72 dpi

| 115.4 kB | .png | 74.083 x 119.944 mm - 210 x 340 px - 72 dpi

Dimensional drawing basic component



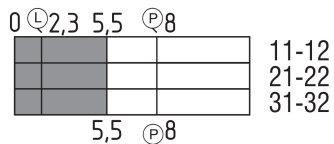
ID: 1az16g01

| 28.1 kB | .cdr |

| 3.1 kB | .png | 74.083 x 51.506 mm - 210 x 146 px - 72 dpi

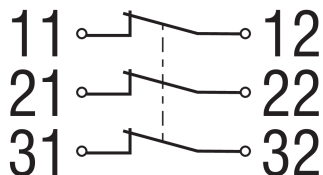
| 62.3 kB | .jpg | 352.778 x 245.886 mm - 1000 x 697 px - 72 dpi

Switch travel diagram



ID: kaz16s03
| 20.6 kB | .cdr |
| 2.1 kB | .png | 74.083 x 31.75 mm - 210 x 90 px - 72 dpi
| 67.0 kB | .jpg | 352.778 x 150.636 mm - 1000 x 427 px - 72 dpi

Diagram



ID: k3o3sk01
| 18.9 kB | .cdr |
| 82.7 kB | .jpg | 352.778 x 191.558 mm - 1000 x 543 px - 72 dpi
| 3.2 kB | .png | 74.083 x 40.217 mm - 210 x 114 px - 72 dpi
| 6.7 kB | .png | 50.038 x 27.178 mm - 591 x 321 px - 300 dpi
| 2.4 kB | .jpg | 33.161 x 17.992 mm - 94 x 51 px - 72 dpi

System components

Actuator



AZ15/16-B1

- Straight actuator
- Particularly suitable for sliding doors



ACTUATOR AZ 15/16-B1-2245 KPL.

- Damps vibration on guard device
- Straight actuator with rubber mounting
- Particularly suitable for sliding doors



AZ15/16-B2

- For very small actuating radii in line with the plane of the actuator



AZ15/16-B3

- For very small actuating radii at 90° to the plane of the actuator

ACTUATOR AZ 15/16-B6 CPL.



- For very small actuating radii in line with or at 90° to the plane of the actuator

AZ 15/16-B3-1747 RETROFIT KIT



- For very small actuating radii at 90° to the plane of the actuator
- Suitable for retrofitting
- For play-free interlocking of light guards
- The magnetic latch can be easily fitted in any actuating plane

AZ 15/16-B1-1747 RETROFIT KIT



- For play-free interlocking of light guards
- The magnetic latch can be easily fitted in any actuating plane
- Suitable for retrofitting
- Straight actuator with magnetic latch
- Particularly suitable for sliding doors

AZ 15/16-B1-2024 RETROFIT KIT



- For protection against the ingress of course dirt
- Straight actuator with slot lip-seal
- Particularly suitable for sliding doors

AZ 15/16-B1-2053 RETROFIT KIT



- For interlocking of light to medium-weight guards
 - Straight actuator with ball latch
 - Particularly suitable for sliding doors
-



AZ 15/16-B1-2177 RETROFIT KIT

- For interlocking of light, unguided guards



AZ 15/16-B2-1747 RETROFIT KIT

- For very small actuating radii in line with the plane of the actuator
- Suitable for retrofitting
- For play-free interlocking of light guards
- The magnetic latch can be easily fitted in any actuating plane




AZ 16-ST330-01




AZ 16-ST330-02



AZ 16-ST330-04



AZ 16-ST330-05



AZ 16-ST530-06



AZ 16-ST530-07



AZ 16-ST530-08

Accessories

Slot sealing plug AZ 15/16-1476



- For protection against the ingress of coarse dirt
- To cover unused actuator slots
- Simple clip-in fitting



MOUNTING SET AZ 15/16 P



SET BC 2053-2

- Additional ball latch for stable latching of light to medium-weight guards
- For separate mounting on the guard



MOUNTING SET AZ 15/16 R/P



LOCKOUT TAG SZ 16/335

- To prevent inadvertent closing, e.g. during maintenance
- For complex plant
- Prevents actuation of the switch
- Up to 6 padlocks can be fitted
- The lockout tag can be mounted on a chain near to the safety switch

Schmersal Canada Ltd., 29 Centennial Road, Unit 1, Orangeville, Ontario L9W 1R1 Canada

The details and data referred to have been carefully checked. Images may diverge from original. Further technical data can be found in the manual. Technical amendments and errors possible.

Generated on: 2023-04-04, 6:06 a.m.