



Striking plates

Technical Information



ASSA ABLOY

ASSA ABLOY, the global leader
in door opening solutions



About us.

Whatever you want to secure,
protect, maintain - we have the
technology you require.



ASSA ABLOY



Arsenal Stadium, London

Breaking new grounds, implementing new technologies, developing new ideas. Founded in 1936, the company effeff based in Albstadt became the market leader in the field of door control systems by following a consistent strategy. After starting the electric strike production in 1947, a comprehensive product range has been gradually developed, which enables effeff to offer suitable solutions for every door.

February 1st, 2000, effeff joined the ASSA ALBOY Group based in Stockholm, Sweden and merged at the beginning of 2005 with IKON GmbH Präzisionstechnik, Berlin who also belong to the group to become ASSA ABLOY Sicherheitstechnik GmbH.



Court of Justice, Antwerpen

IKON and effeff, both renowned and well-established brands within the market remain under ASSA ABLOY Sicherheitstechnik GmbH as do the production sites of Berlin and Albstadt and a sales office in Ratingen.

ASSA ABLOY is the leading manufacturer and supplier of mechanical and electro-mechanical locks and related products worldwide. Our customers benefit from the extensive know-how of the largest international group of companies, meeting every requirement in terms of total security and comfort throughout the world.



Emirates Towers, Dubai



Airport Zurich

We assist you with words and deeds

The experts at ASSA ABLOY Sicherheitstechnik would be pleased to advise you which electric strike model is most suitable for which installation position.

Hotline Technical advice

+49 7431 123-381

Hotline Sales/order processing

+49 7431 123-143

Technical advice

In the matter of technical advice, with us you will be supported by professionals who will continue to help you on every question on technical details. Of course you can also be put into contact with specialists for questions of detail in the matter of technical risk assessment or key accounts.

Sales advice/order processing

With our commercial customer services you can deal with all questions to do with your purchase order, for example the status of the order processing, the delivery date, purchase order changes, but also returns or guarantee issues. Use this simple and quick option to get information or help from our specialists. We will do that with pleasure.

Trade fairs

You will find effeff at many national and international trade fairs. You can obtain the exact dates from our website www.assaabloy.de

Our product catalogue online at www.effeff.com

Fast and up-to-date comprehensive product information at any time

1 Clearly arranged layout according to our different product areas...

2 the submenu will help you navigate through our database...

3 to find the model you need.

4 By just clicking on the article, you can generate a detailed specification sheet.

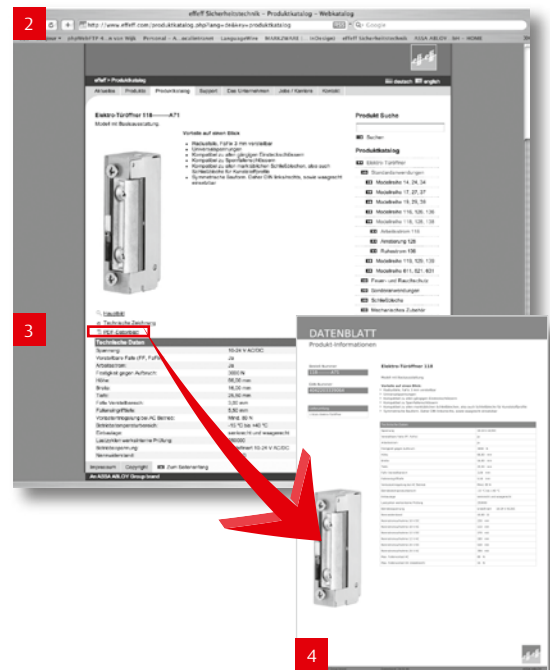
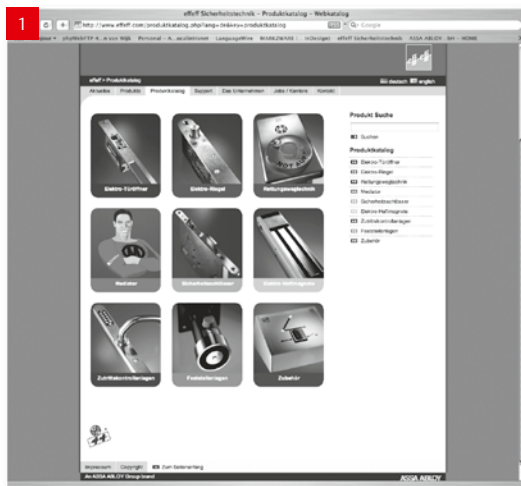


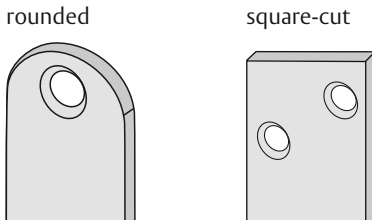
Table of Contents

About us	2 – 3
Table of Contents	5
Technical explanations	6
Angled striking plate	7
– rounded	8 – 20
– angled	21 – 30
– short, without dead bolt cutout, rounded	31
– short, without dead bolt cutout, angled	32 – 33
– for high-security applications	34 – 38
– ProFix 1	39
Flat striking plate	40
– rounded	41 – 42
– angled	43 – 71
– pre-fitted for bolt switch contact	72
– short, without dead bolt cutout, rounded	73 – 76
– short, without dead bolt cutout, angled	77 – 85
– With fix grooves, rounded	86 – 87
– With fix grooves, angled	88 – 95
– With fix grooves, pre-fitted for bolt switch contact, rounded	96
– With fix grooves, pre-fitted for bolt switch contact, angled	97 – 98
– short, with fix grooves, without bolt switch contact, rounded	99
– short, with fix grooves, without bolt switch contact, angled	100 – 106
– for high-security applications	107 – 112
ProFix Striking plate	113
– ProFix1, rounded	114
– ProFix1, angled	115 – 117
– ProFix1, pre-fitted for bolt switch contact	118
– ProFix1, short, without bolt switch contact	119 – 120
– ProFix 2	121 – 124
– ProFix 2, pre-fitted for bolt switch contact	125 – 127
Flat striking plate with Keep guide	128
– rounded	129 – 131
– angled	132 – 147
– short, without dead bolt cutout	148 – 154
U-Striking plate	155 – 157
Index	158
Order form	159
Goods return form	160
Product overview	162 – 163

Technical explanations

Calculate the X measurement

Striking plates can be different, as shown in the drawings below:



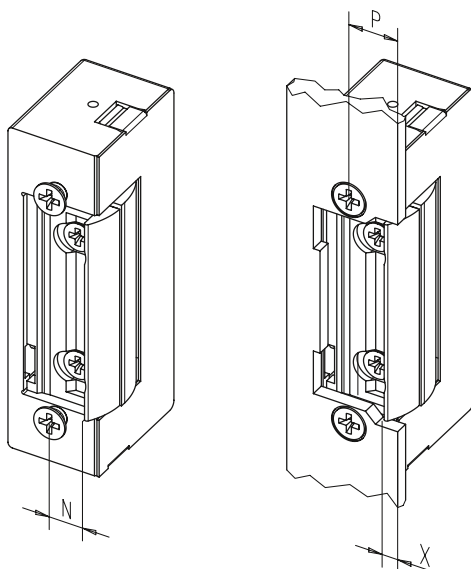
Use this simple formula to calculate the x measurement.

$$X = P - N$$

P = Distance between striking plate leading edge and electric screw hole

N = Distance between electric strike screw hole and electric strike bolt (variable FaFix adjustment dimension)

Take the P value from the striking plate drawing and the N value from the table.

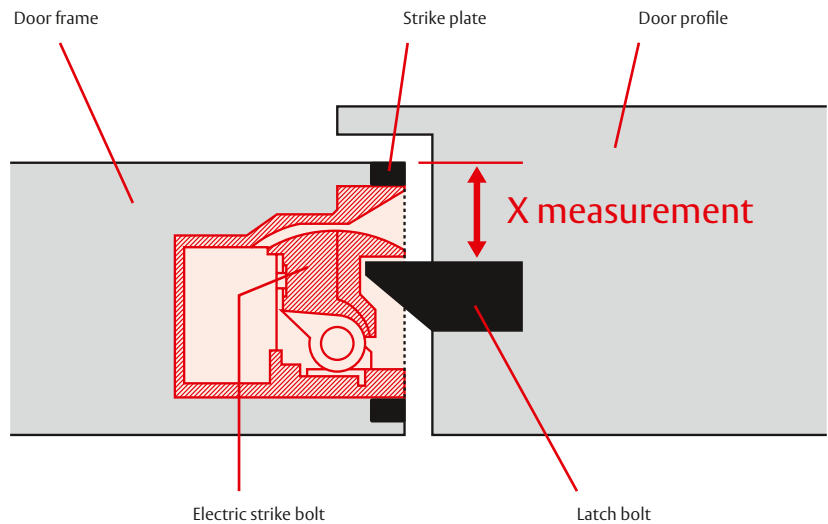


Door systems have different shaped rebates and are fitted with locks which may also have different latch bolt thicknesses. This is why selecting the right striking plate depends, amongst other things, on the so-called x measurement.

The x measurement refers to the distance between the front of the door frame and the latch bolt or the electric strike bolt. It is also known as the latch bolt recess measurement.

Striking plates are usually fitted flush to the door frame.

If we look at the x measurement from the point of view of the striking plate only, then it is the distance between the striking plate's leading edge and the electric strike bolt.

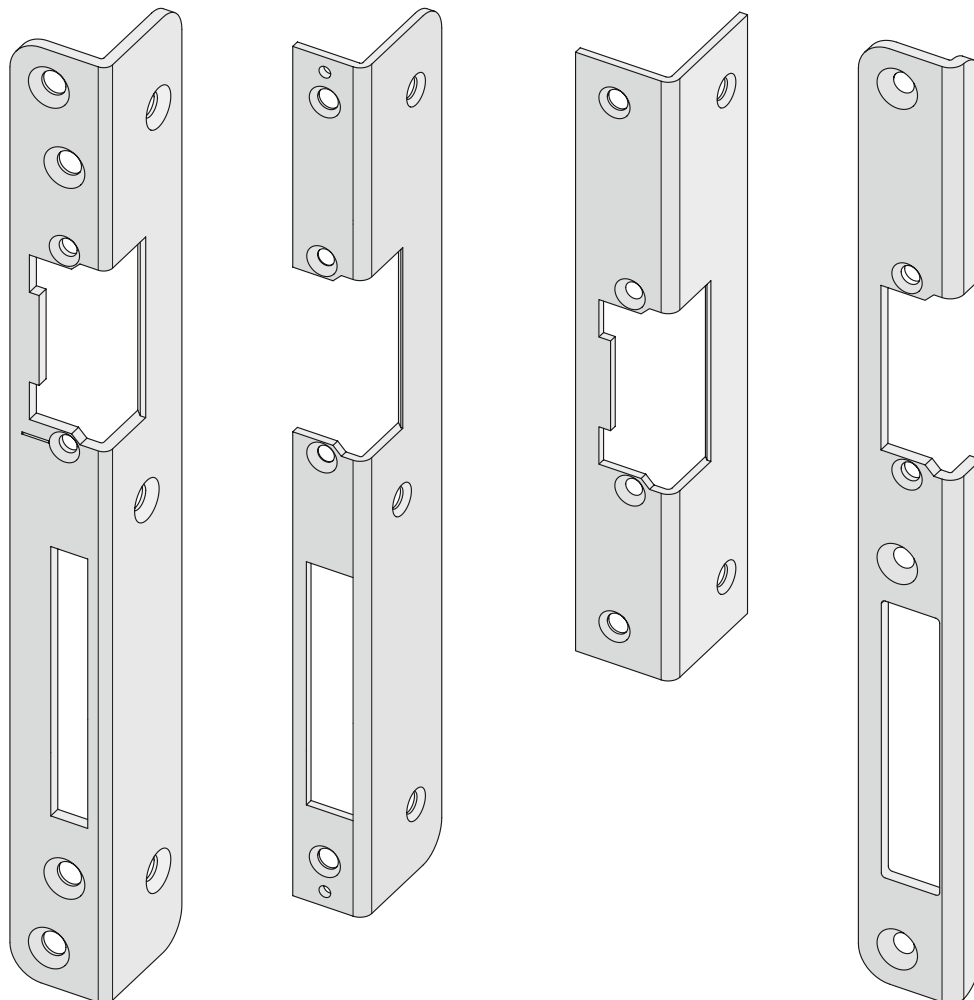


Electric strike model series	N [mm] (FaFix adjustment dimension)	FaFix [mm] adjustable throw	N [mm] (electric strike without FaFix)
111	6,5-7,5* -8,5	-1 / +1	—
116	6,5-7,5* -8,5	-1 / -1	—
118	-7,5-8,5* -9,5-10,5	+1 / -2	—
119	7,5-8,5* -9,5	-1 / +1	—
611	5,5-6,0-6,5-7,0-7,5-8,0* -8,5-9,0-9,5-10,0-10,5	+2,5 / -2,5	—
14	6,0-7,0-8,0* -9,0	-1 / +2	7,5
17	6,5-7,5-8,5* -9,5	-1 / +2	—
19	6,5-7,5-8,5* -9,5	-1 / -2	—
131	7,0-8,0* -9,0	-1 / -1	7,5
142U	6,0-7,0-8,0* -9,0-10,0	-2 / -2	7,5
143	6,0-6,5-7,0-7,5-8,0* -8,5-9,0-9,5-10,0	-2 / -2	—
331	7,0-8,0* -9,0	-1 / +1	7,5
332	6,0-6,5-7,0-7,5-8,0* -8,5-9,0-9,5-10,0	-2 / +2	—

Note: Adjustment dimensions are rounded off.

* Factory setting

Angled striking plate



Angled striking plates are mainly used in wooden door frames. Different sizes and variable electric strike and bolt cutout positions will enable you to combine these striking plates with all established latch bolt lock models.

Pre-fitted striking plates are also available for our Bolt Switch Contact 878.

Short, with no bolt cutout

Short angled striking plates are mainly used for additional locking devices above the main lock.

In such cases, our fail-unlocked electric strikes are often combined with Latch Bolts 802 or 807.

For security applications

Angled striking plates for security requirements are normally 3 mm thick and include several fixing holes to ensure they are more firmly attached.

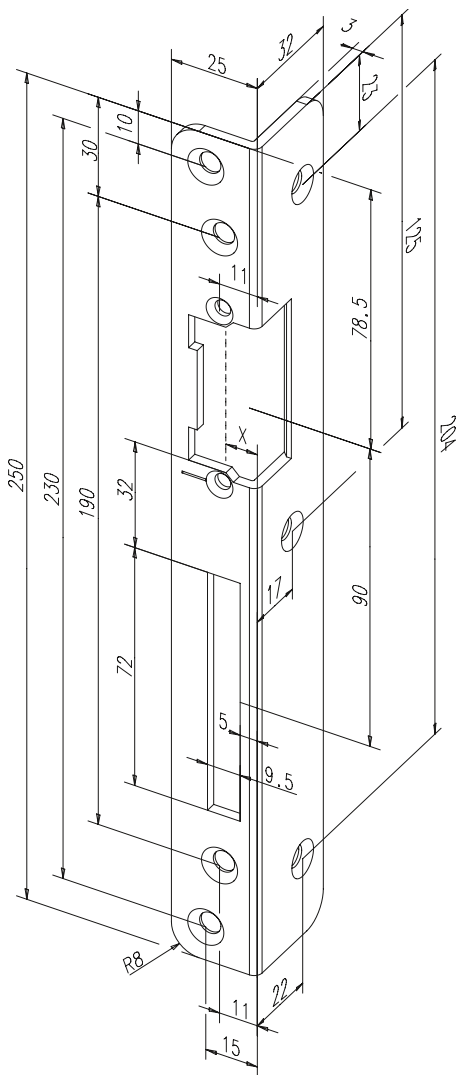
In the case of security applications, we recommend combining our security electric strikes with model series such as the 142U, 143, 32, 131 and 31.

ProFix 1

ProFix1 angled striking plate designs are pleasant to the eye. The shank measurement on the front of the frame is shortened, so that the door can cover the striking plate when closed. Please note that ProFix 1 striking plates can only be used with electric strikes in the ProFix 1 generation they are intended for.

When choosing the striking plate, please note the x measurement. The x measurement is explained on page 6.

Angled striking plate no. 069 rounded



High-security angled striking plate with latch bolt aperture and dead bolt cutout.

The advantages at a glance

- Meter scribed marking
- 3 mm material thickness, with additional fixing hole

Technical attributes	
Length	250 mm
Width	25 mm
Thickness	3 mm
Depth	32 mm
Dead bolt cutout	Yes
Keep guide	No

Surface	DIN direction	Order no.
01 Gold	4 Left	-----06901-04
01 Gold	5 Right	-----06901-05
04 White	4 Left	-----06904-04
04 White	5 Right	-----06904-05
05 Black	4 Left	-----06905-04
05 Black	5 Right	-----06905-05
35 Stainless steel	4 Left	-----06935-04
35 Stainless steel	5 Right	-----06935-05

Current strike strike-plate combinations

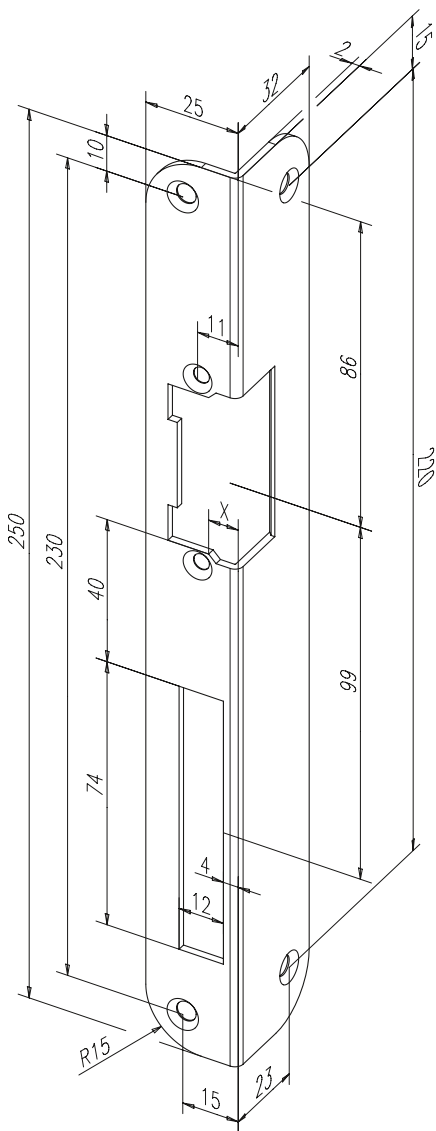
Model	Order no.	
17E	17E---069	** ***
116E	116E---069	** ***
111U	111U---069	** ***
118E	118E---069	** ***
27E	27E---069	** ***
126E	126E---069	** ***
128E	128E---069	** ***

** = Surface
*** = voltage variant and DIN-direction

The calculation of the X-dimension can be found on page 6.

Angled striking plate no. 272 rounded

Standard angled striking plate with latch bolt aperture and dead bolt cutout. With radius R15.



Technical attributes	
Length	250 mm
Width	25 mm
Thickness	2 mm
Depth	32 mm
Dead bolt cutout	Yes
Keep guide	No

Surface	DIN direction	Order no.
01 Gold	4 Left	-----27201-04
01 Gold	5 Right	-----27201-05
02 Grey	4 Left	-----27202-04
02 Grey	5 Right	-----27202-05
04 White	4 Left	-----27204-04
04 White	5 Right	-----27204-05
35 Stainless steel	4 Left	-----27235-04
35 Stainless steel	5 Right	-----27235-05

Current strike strike-plate combinations

Model	Order no.	
14EFF	14EFF--272	** ***
14RR	14RR--272	** ***
17E	17E---272	** ***
27E	27E---272	** ***
116E	116E--272	** ***
17RR	17RR--272	** ***
116RR	116RR--272	** ***

** = Surface
 *** = voltage variant and DIN-direction

The calculation of the X-dimension can be found on page 6.

Angled striking plate no. 277 rounded

High-security angled striking plate with latch bolt aperture and dead bolt cutout.

The advantages at a glance

- 3 mm material thickness, with additional fixing hole

Technical attributes	
Length	250 mm
Width	25 mm
Thickness	3 mm
Depth	32 mm
Dead bolt cutout	Yes
Keep guide	No

Surface	DIN direction	Order no.
35 Stainless steel	4 Left	-----27735-04
35 Stainless steel	5 Right	-----27735-05

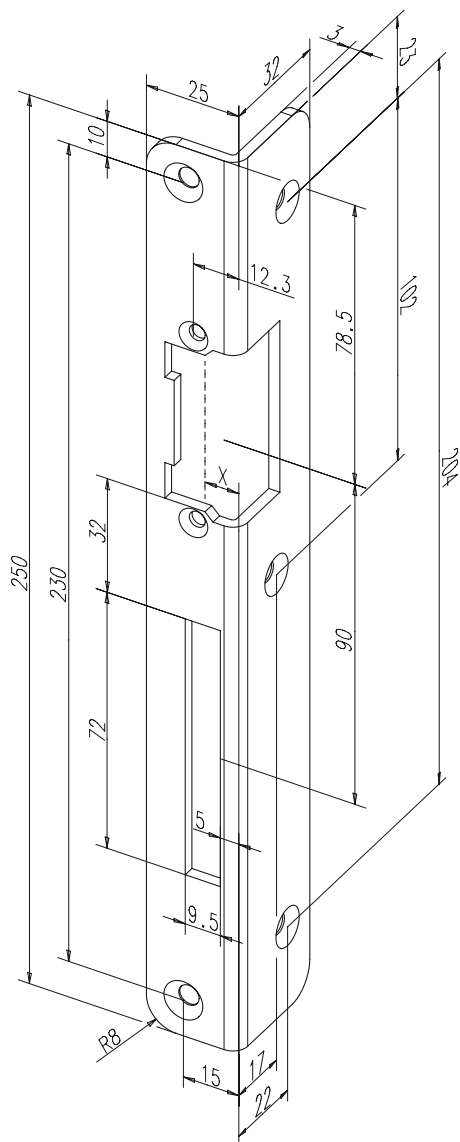
Current strike strike-plate combinations

Model	Order no.	
17E	17E---277	** ***
116E	116E---277	** ***
111U	111U---277	** ***
27E	27E---277	** ***
126E	126E---277	** ***

** = Surface

*** = voltage variant and DIN-direction

The calculation of the X-dimension can be found on page 6.

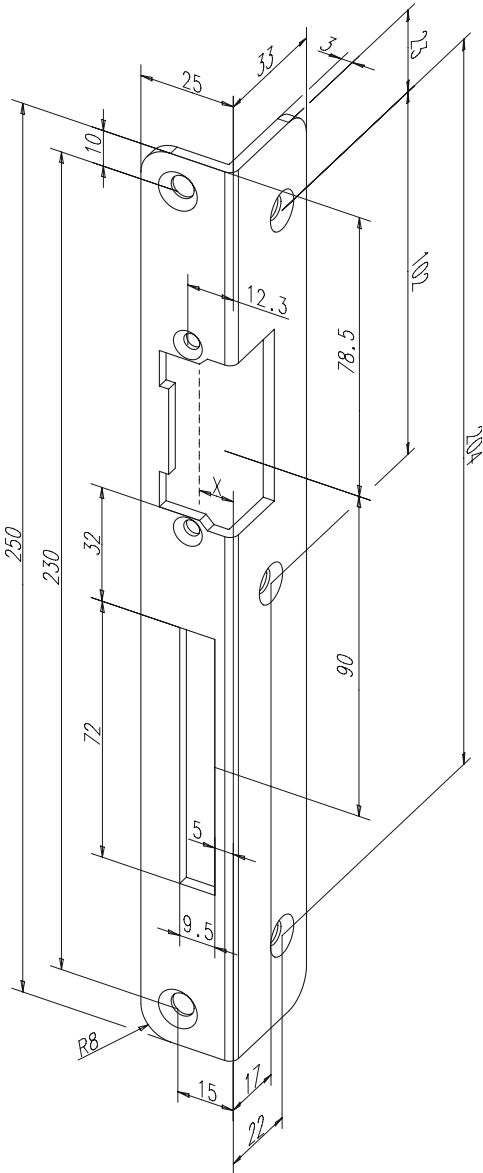


Angled striking plate no. 278 rounded

High-security angled striking plate with latch bolt aperture and dead bolt cutout.

The advantages at a glance

- 3 mm material thickness, with additional fixing hole



Technical attributes	
Length	250 mm
Width	25 mm
Thickness	3 mm
Depth	33 mm
Dead bolt cutout	Yes
Keep guide	No

Surface	DIN direction	Order no.
35 Stainless steel	4 Left	-----27835-04
35 Stainless steel	5 Right	-----27835-05

Current strike strike-plate combinations

Model	Order no.
17E	17E---278 ** ***
116E	116E---278 ** ***
118E	118E---278 ** ***
111U	111U---278 ** ***
27E	27E---278 ** ***
126E	126E---278 ** ***
128E	128E---278 ** ***

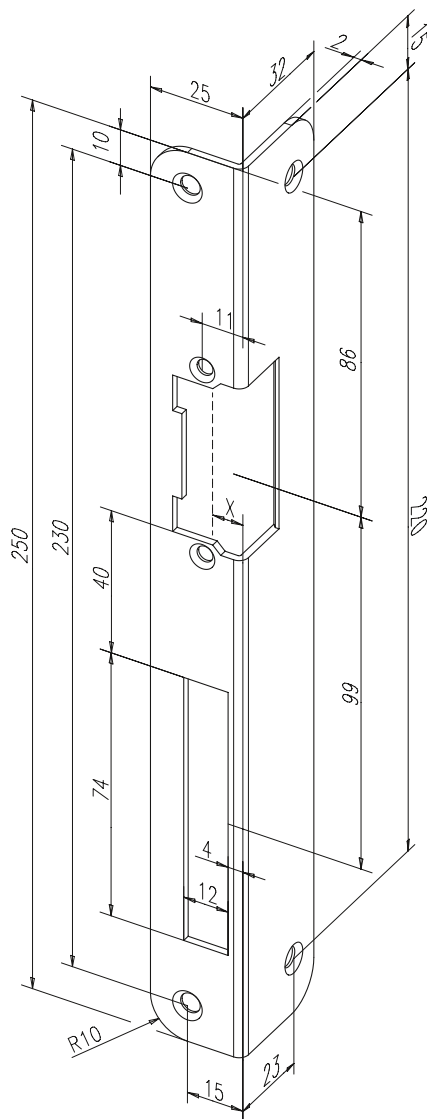
** = Surface

*** = voltage variant and DIN-direction

The calculation of the X-dimension can be found on page 6.

Angled striking plate no. 324 rounded

Standard angled striking plate with latch bolt aperture and dead bolt cutout.



Technical attributes	
Length	250 mm
Width	25 mm
Thickness	2 mm
Depth	32 mm
Dead bolt cutout	Yes
Keep guide	No

Surface	DIN direction	Order no.
01 Gold	4 Left	-----32401-04
01 Gold	5 Right	-----32401-05
04 White	4 Left	-----32404-04
04 White	5 Right	-----32404-05
05 Black	4 Left	-----32405-04
05 Black	5 Right	-----32405-05
31 Polished brass	4 Left	-----32431-04
31 Polished brass	5 Right	-----32431-05
35 Stainless steel	4 Left	-----32435-04
35 Stainless steel	5 Right	-----32435-05
40 Zinc-coated	4 Left	-----32440-04

Current strike strike-plate combinations

Model	Order no.	
14EFF	14EFF--324	** ***
14RR	14RR--324	** ***
17E	17E---324	** ***
27E	27E---324	** ***
116E	116E--324	** ***
17RR	17RR--324	** ***
116RR	116RR--324	** ***

** = Surface

*** = voltage variant and DIN-direction

The calculation of the X-dimension can be found on page 6.

Angled striking plate no. 334 rounded

Angled striking plate with latch bolt aperture and dead bolt cutout.

The advantages at a glance

- 350 mm overall length

Technical attributes	
Length	350 mm
Width	25 mm
Thickness	2 mm
Depth	37 mm
Dead bolt cutout	Yes
Keep guide	No

Surface	DIN direction	Order no.
01 Gold	4 Left	-----33401-04
01 Gold	5 Right	-----33401-05

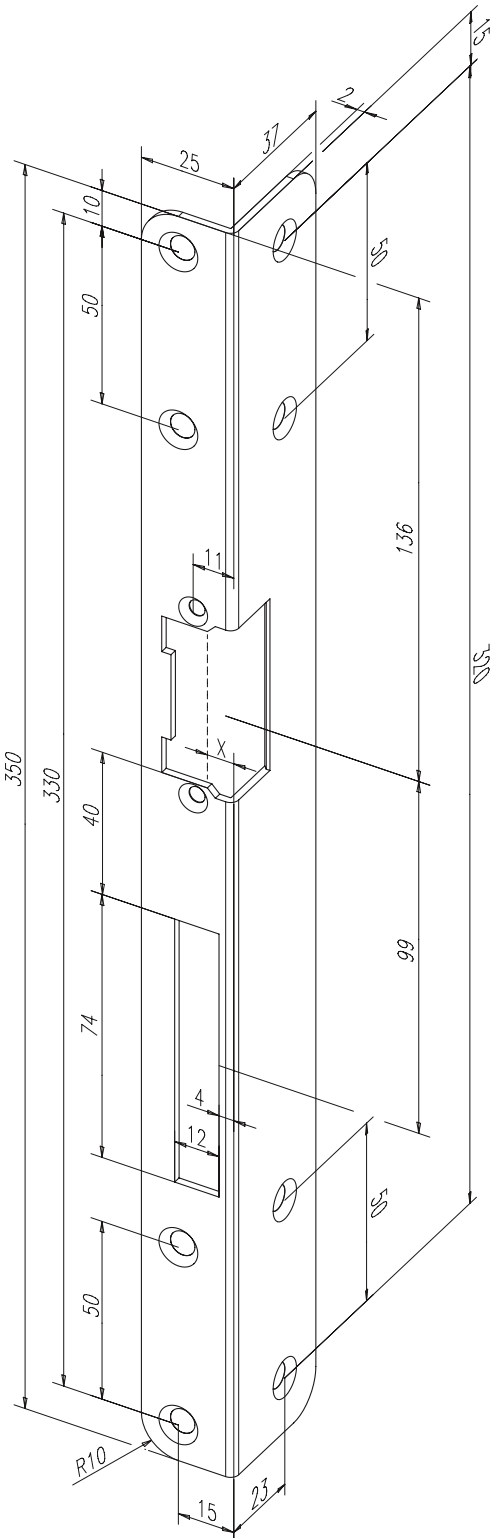
Current strike strike-plate combinations

Model	Order no.		
14EFF	14EFF--334	**	***
14RR	14RR--334	**	***
17E	17E---334	**	***
27E	27E---334	**	***
116E	116E---334	**	***
126E	126E---334	**	***
17RR	17RR--334	**	***
116RR	116RR--334	**	***

** = Surface

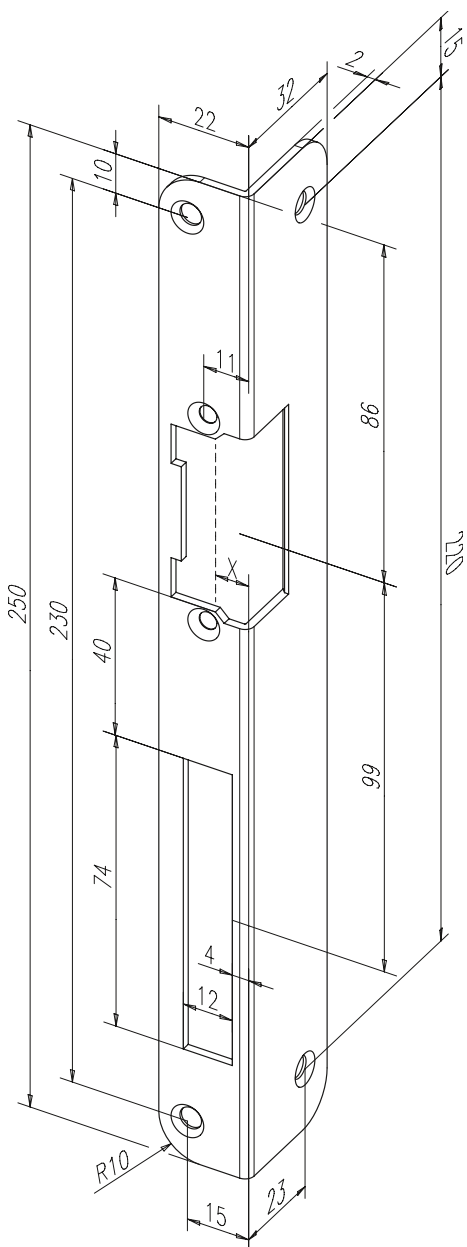
*** = voltage variant and DIN-direction

The calculation of the X-dimension can be found on page 6.



Angled striking plate no. 421 rounded

Standard angled striking plate with latch bolt aperture and dead bolt cutout.



Technical attributes	
Length	250 mm
Width	22 mm
Thickness	2 mm
Depth	32 mm
Dead bolt cutout	Yes
Keep guide	No

Surface	DIN direction	Order no.
40 Zinc-coated	4 Left	-----42140-04
40 Zinc-coated	5 Right	-----42140-05

Current strike strike-plate combinations

Model	Order no.	
19E	19E---421	** ***
29E	29E---421	** ***
118E	118E---421	** ***
128E	128E---421	** ***
138	138---421	** ***
119E	119E---421	** ***
129E	129E---421	** ***

** = Surface

*** = voltage variant and DIN-direction

The calculation of the X-dimension can be found on page 6.

Angled striking plate no. 450 rounded

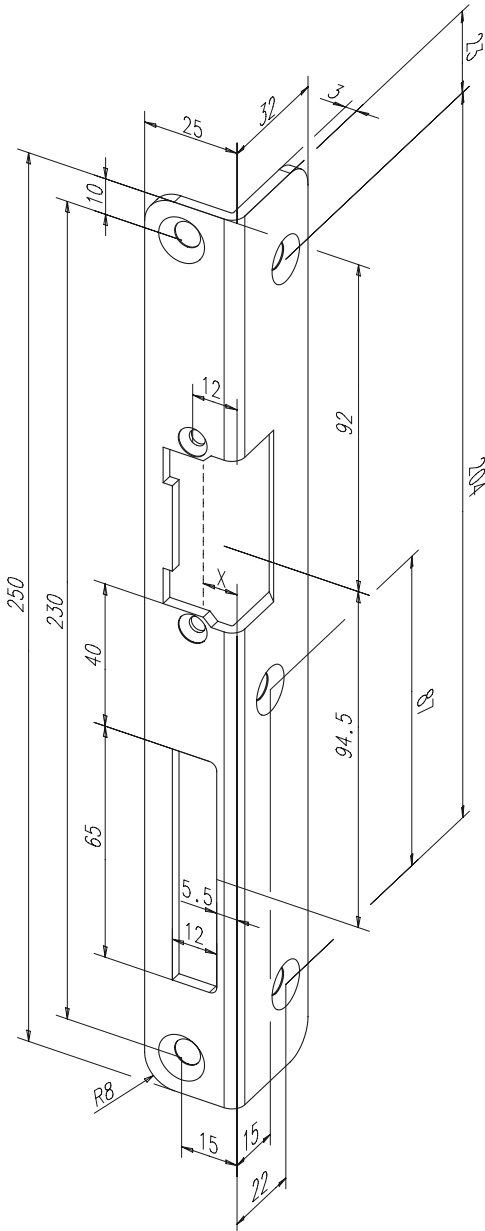
High-security angled striking plate with latch bolt aperture and dead bolt cutout.

The advantages at a glance

- 3 mm material thickness, with additional fixing hole

Technical attributes	
Length	250 mm
Width	25 mm
Thickness	3 mm
Depth	32 mm
Dead bolt cutout	Yes
Keep guide	No

Surface	DIN direction	Order no.
01 Gold	4 Left	-----45001-04
01 Gold	5 Right	-----45001-05



Current strike strike-plate combinations

Model	Order no.
14EFF	14EFF--450 ** ***
17E	17E---450 ** ***
116E	116E---450 ** ***
24EFF	24EFF--450 ** ***
27E	27E---450 ** ***
126E	126E---450 ** ***
111U	111U---450 ** ***
143	143---450 ** ***

** = Surface

*** = voltage variant and DIN-direction

The calculation of the X-dimension can be found on page 6.

Angled striking plate no. 488 rounded

Standard angled striking plate with latch bolt aperture and dead bolt cutout.

The advantages at a glance

- Prepared for bolt switch contact 878

Technical attributes	
Length	250 mm
Width	25 mm
Thickness	2 mm
Depth	32 mm
Dead bolt cutout	Yes
Keep guide	No

Surface	DIN direction	Order no.
35 Stainless steel	4 Left	-----48835-04
35 Stainless steel	5 Right	-----48835-05

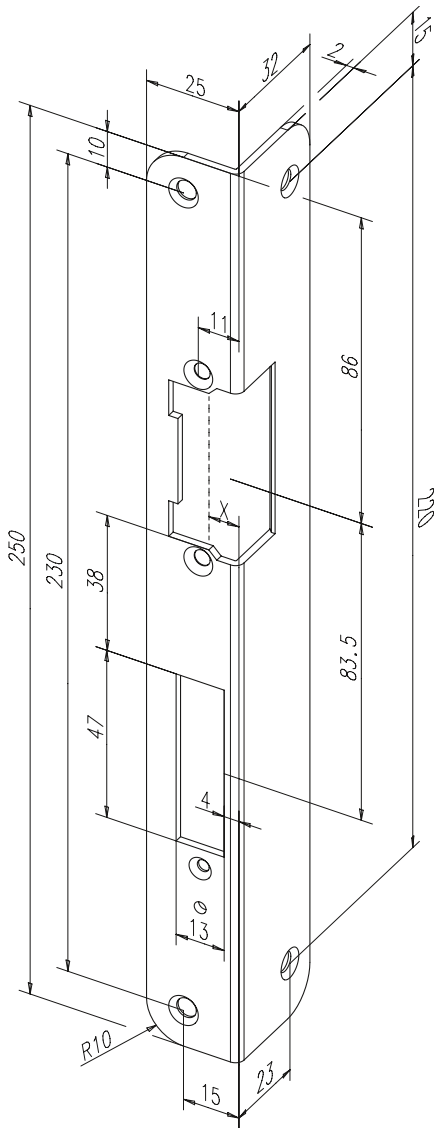
Current strike strike-plate combinations

Model	Order no.	
14EFF	14EFF--488	** ***
14RR	14RR--488	** ***
17E	17E--488	** ***
27E	27E--488	** ***
116E	116E--488	** ***
17RR	17RR--488	** ***
116RR	116RR--488	** ***

** = Surface

*** = voltage variant and DIN-direction

The calculation of the X-dimension can be found on page 6.



Angled striking plate no. 502 rounded

Angled striking plate with latch bolt aperture and dead bolt cutout.

The advantages at a glance

- For secondary rebate frames

Technical attributes	
Length	227 mm
Width	18,5 mm
Thickness	2 mm
Depth	33 mm
Dead bolt cutout	Yes
Keep guide	No

Surface	DIN direction	Order no.
35 Stainless steel	4 Left	-----50235-04
35 Stainless steel	5 Right	-----50235-05

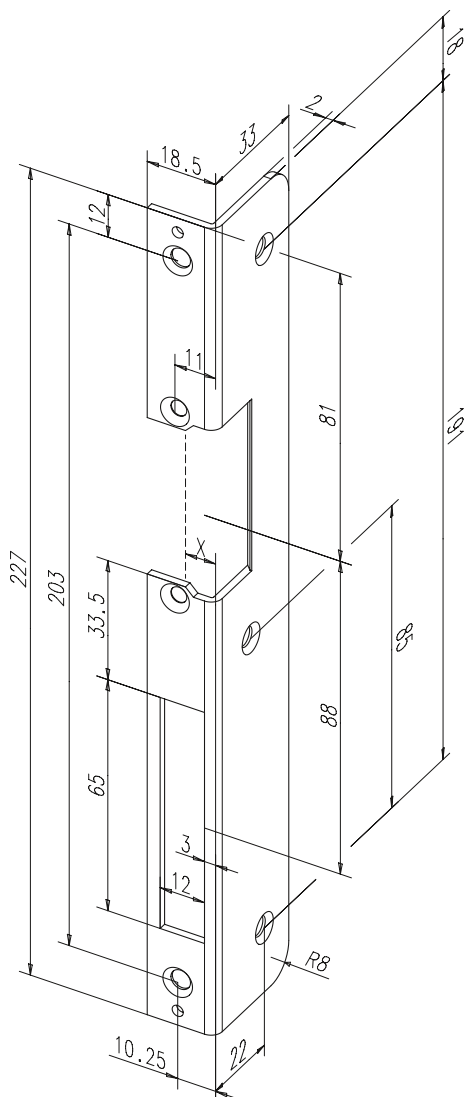
Current strike strike-plate combinations

Model	Order no.
19E	19E---502 ** ***
29E	29E---502 ** ***
118E	118E---502 ** ***
128E	128E---502 ** ***
138	138---502 ** ***

** = Surface

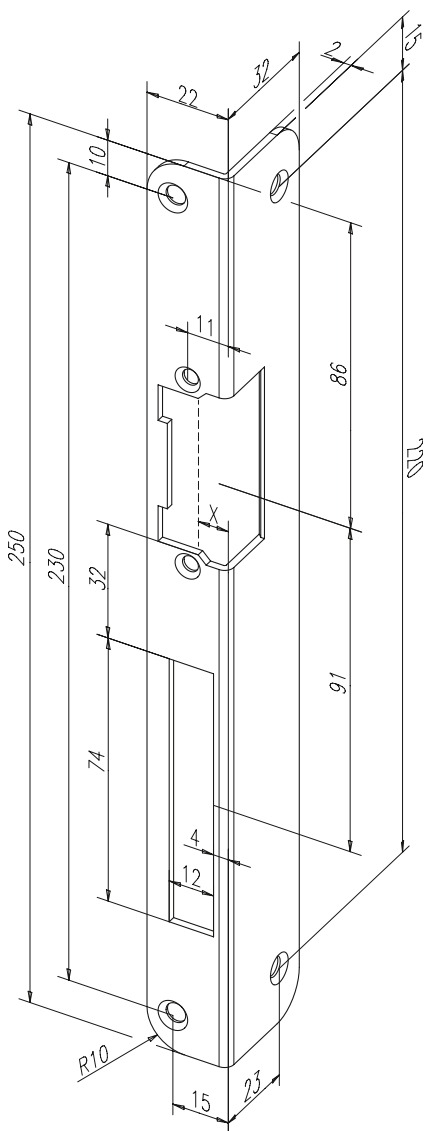
*** = voltage variant and DIN-direction

The calculation of the X-dimension can be found on page 6.



Angled striking plate no. 923 rounded

Standard angled striking plate with latch bolt aperture and dead bolt cutout.



Technical attributes	
Length	250 mm
Width	mm
Thickness	2 mm
Depth	32 mm
Dead bolt cutout	Yes
Keep guide	No

Surface	DIN direction	Order no.
40 Zinc-coated	4 Left	-----92340-04
40 Zinc-coated	5 Right	-----92340-05

Current strike strike-plate combinations

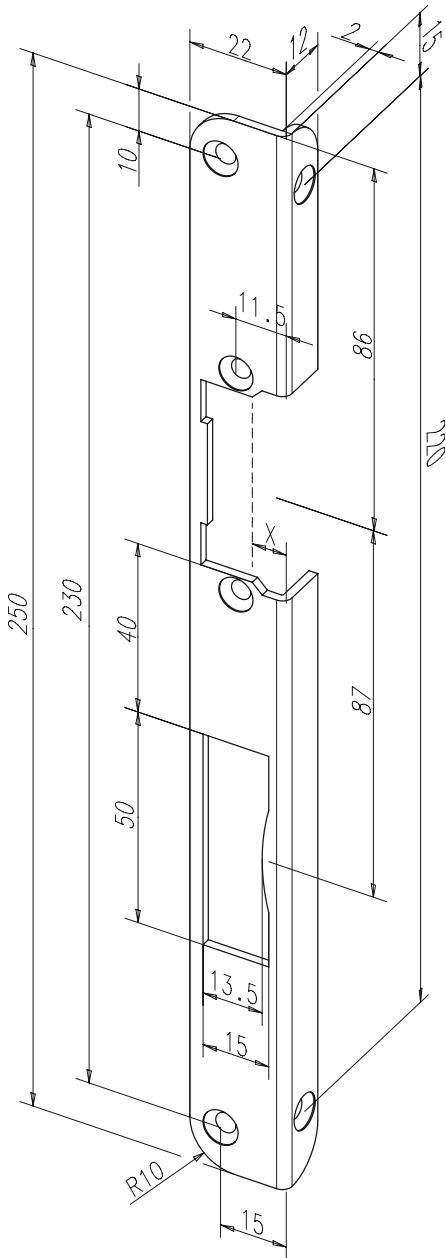
Model	Order no.	
19E	19E---923	** ***
29E	29E---923	** ***
118E	118E---923	** ***
128E	128E---923	** ***
138	138---923	** ***
119E	119E---923	** ***
129E	129E---923	** ***

** = Surface
*** = voltage variant and DIN-direction

The calculation of the X-dimension can be found on page 6.

Angled striking plate no. 513 rounded

Standard angled striking plate with latch bolt aperture and dead bolt cutout.



Technical attributes	
Length	250 mm
Width	22 mm
Thickness	2 mm
Depth	12 mm
Dead bolt cutout	Yes
Keep guide	No

Surface	DIN direction	Order no.
35 Stainless steel	4 Left	-----51335-04
35 Stainless steel	5 Right	-----51335-05

Current strike strike-plate combinations

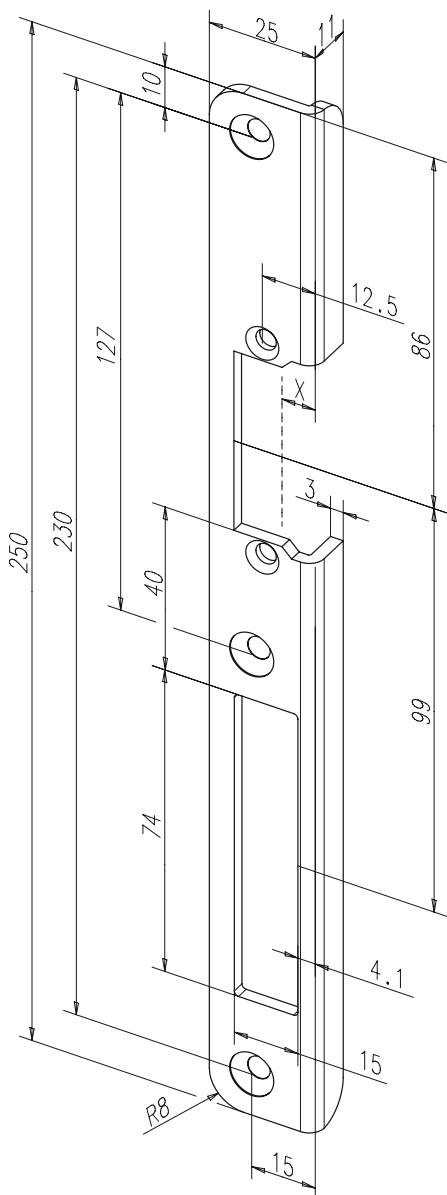
Model	Order no.
118	118---513 ** ***
118E	118E---513 ** ***

** = Surface
*** = voltage variant and DIN-direction

The calculation of the X-dimension can be found on page 6.

Angled striking plate no. 542 rounded

Standard angled striking plate with latch bolt aperture and dead bolt cutout.



Technical attributes	
Length	250 mm
Width	25 mm
Thickness	3 mm
Depth	11 mm
Dead bolt cutout	Yes
Keep guide	No

Surface	DIN direction	Order no.
35 Stainless steel	4 Left	-----54235-04
35 Stainless steel	5 Right	-----54235-05

Current strike strike-plate combinations

Model	Order no.	
611	611---542	** ***
631	631---542	** ***

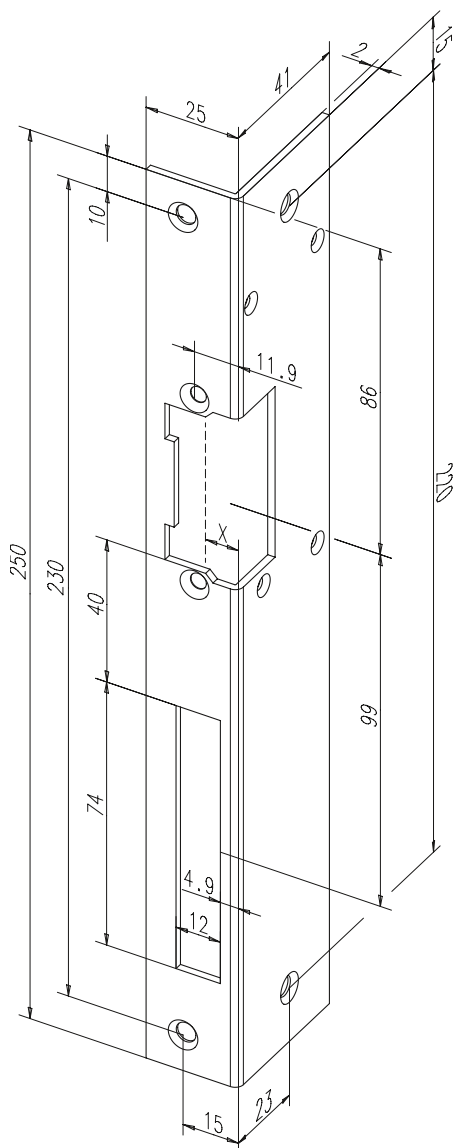
** = Surface
*** = voltage variant and DIN-direction

The calculation of the X-dimension can be found on page 6.

Angled striking plate no. 062

angled

Standard angled striking plate with latch bolt aperture and dead bolt cutout.



Technical attributes	
Length	250 mm
Width	25 mm
Thickness	2 mm
Depth	41 mm
Dead bolt cutout	Yes
Keep guide	No

Surface	DIN direction	Order no.
35 Stainless steel	4 Left	-----06235-04
35 Stainless steel	5 Right	-----06235-05
40 Zinc-coated	4 Left	-----06240-04
40 Zinc-coated	5 Right	-----06240-05

Current strike strike-plate combinations

Model	Order no.
12F	12----062 ** ***
22F	22----062 ** ***
12RRF	12RR--062 ** ***
22RRF	22RR--062 ** ***

** = Surface

*** = voltage variant and DIN-direction

The calculation of the X-dimension can be found on page 6.

Angled striking plate no. 063

angled

Standard angled striking plate with latch bolt aperture and dead bolt cutout.

The advantages at a glance

- For waterproof door openers with mechanical unlocking

Technical attributes	
Length	250 mm
Width	25 mm
Thickness	2 mm
Depth	41 mm
Dead bolt cutout	Yes
Keep guide	No

Surface	DIN direction	Order no.
40 Zinc-coated	4 Left	-----06340-04
40 Zinc-coated	5 Right	-----06340-05

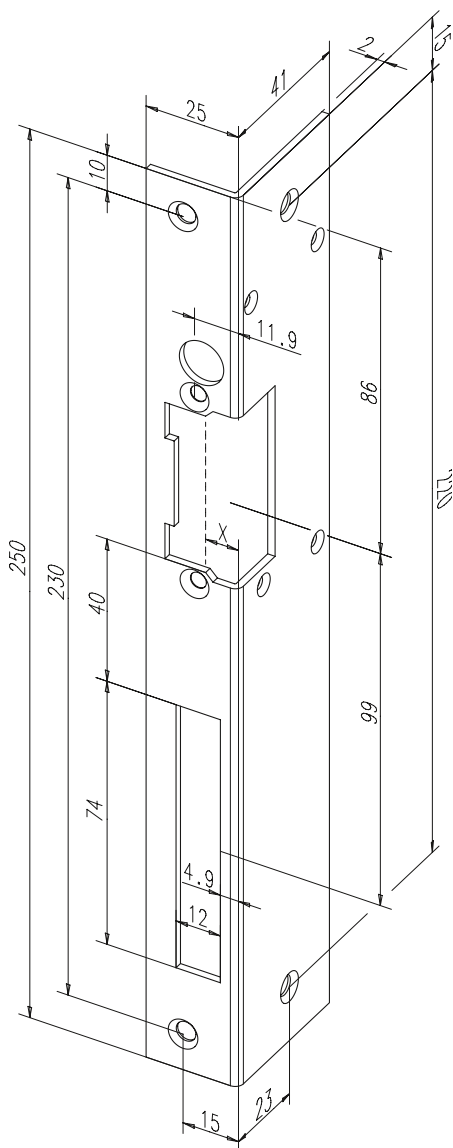
Current strike strike-plate combinations

Model	Order no.
12EF	12E---063 ** ***
22EF	22E---063 ** ***

** = Surface

*** = voltage variant and DIN-direction

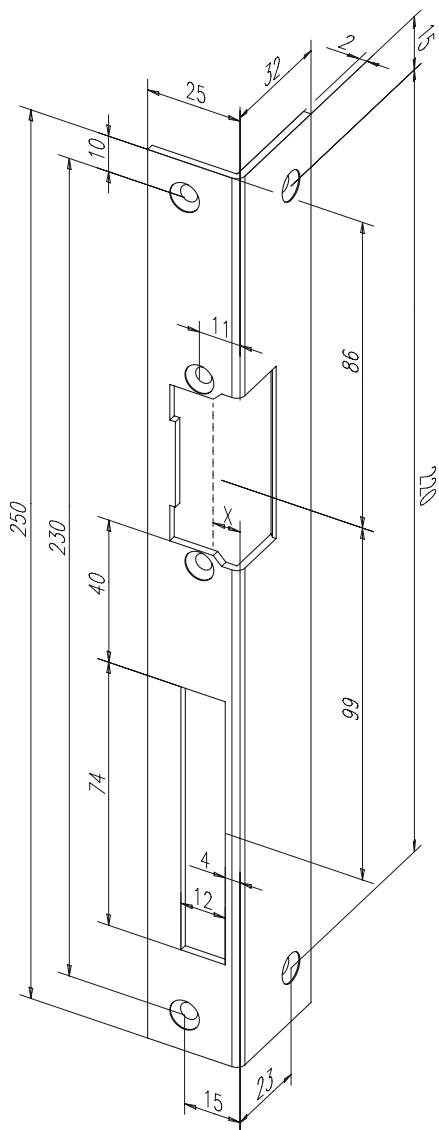
The calculation of the X-dimension can be found on page 6.



Angled striking plate no. 066

angled

Standard angled striking plate with latch bolt aperture and dead bolt cutout.



Technical attributes	
Length	250 mm
Width	25 mm
Thickness	2 mm
Depth	32 mm
Dead bolt cutout	Yes
Keep guide	No

Surface	DIN direction	Order no.
01 Gold	4 Left	-----06601-04
01 Gold	5 Right	-----06601-05
02 Grey	4 Left	-----06602-04
02 Grey	5 Right	-----06602-05
04 White	4 Left	-----06604-04
04 White	5 Right	-----06604-05
05 Black	4 Left	-----06605-04
05 Black	5 Right	-----06605-05
31 Polished brass	4 Left	-----06631-04
31 Polished brass	5 Right	-----06631-05
35 Stainless steel	4 Left	-----06635-04
35 Stainless steel	5 Right	-----06635-05
40 Zinc-coated	4 Left	-----06640-04
40 Zinc-coated	5 Right	-----06640-05

Current strike strike-plate combinations

Model	Order no.	
14EFF	14EFF--066	** ***
14RR	14RR--066	** ***
17E	17E---066	** ***
27E	27E---066	** ***
116E	116E---066	** ***
17RR	17RR--066	** ***
116RR	116RR--066	** ***

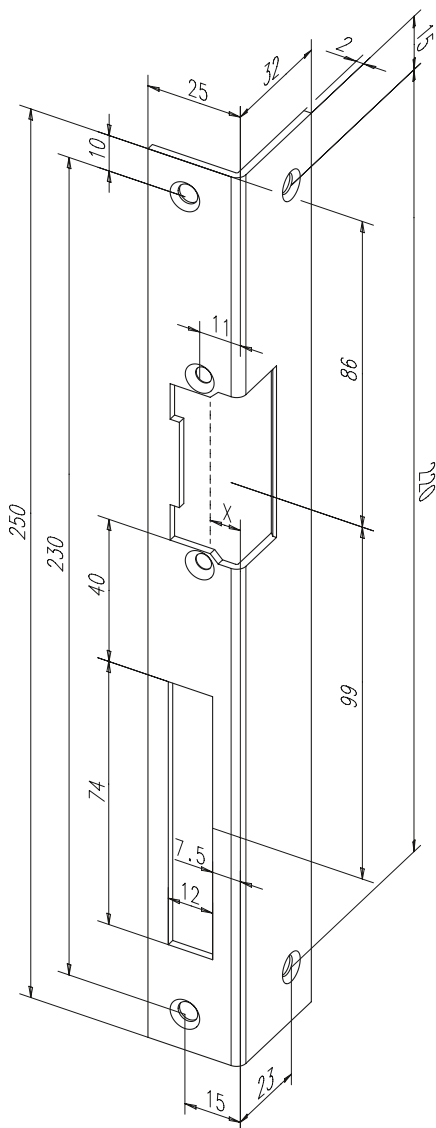
** = Surface
 *** = voltage variant and DIN-direction

The calculation of the X-dimension can be found on page 6.

Angled striking plate no. 067

angled

Standard angled striking plate with latch bolt aperture and dead bolt cutout.



Technical attributes	
Length	250 mm
Width	25 mm
Thickness	2 mm
Depth	32 mm
Dead bolt cutout	Yes
Keep guide	No

Surface	DIN direction	Order no.
01 Gold	4 Left	-----06701-04
01 Gold	5 Right	-----06701-05
35 Stainless steel	4 Left	-----06735-04
35 Stainless steel	5 Right	-----06735-05

Current strike strike-plate combinations

Model	Order no.	
17E	17E---067	** ***
14EFF	14EFF--067	** ***
14RR	14RR--067	** ***
116E	116E--067	** ***
17RR	17RR--067	** ***
27E	27E---067	** ***

** = Surface

*** = voltage variant and DIN-direction

The calculation of the X-dimension can be found on page 6.

Angled striking plate no. 068

angled

Angled striking plate with latch bolt aperture and dead bolt cutout.

The advantages at a glance

- Suited as a repair striking plate

Technical attributes	
Length	260 mm
Width	25 mm
Thickness	2 mm
Depth	41 mm
Dead bolt cutout	Yes
Keep guide	No

Surface	DIN direction	Order no.
01 Gold	4 Left	-----06801-04
01 Gold	5 Right	-----06801-05

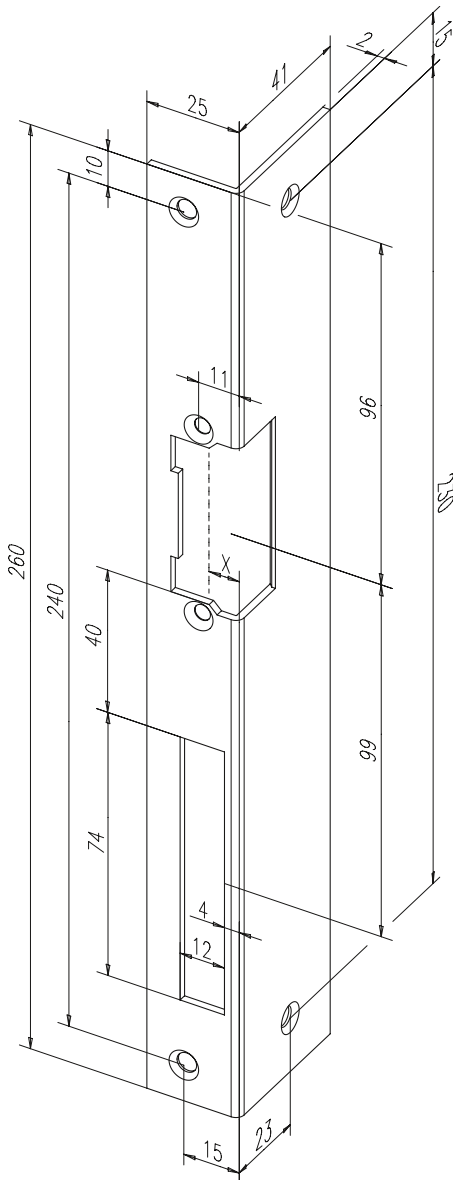
Current strike strike-plate combinations

Model	Order no.		
14EFF	14EFF-068	**	***
14RR	14RR--068	**	***
17E	17E---068	**	***
116E	116E---068	**	***
17RR	17RR--068	**	***
116RR	116RR-068	**	***

** = Surface

*** = voltage variant and DIN-direction

The calculation of the X-dimension can be found on page 6.



Angled striking plate no. 080

angled

Standard angled striking plate with latch bolt aperture and dead bolt cutout.

The advantages at a glance

- Prepared for bolt switch contact 878

Technical attributes	
Length	250 mm
Width	25 mm
Thickness	2 mm
Depth	32 mm
Dead bolt cutout	Yes
Keep guide	No

Surface	DIN direction	Order no.
01 Gold	4 Left	-----08001-04
01 Gold	5 Right	-----08001-05

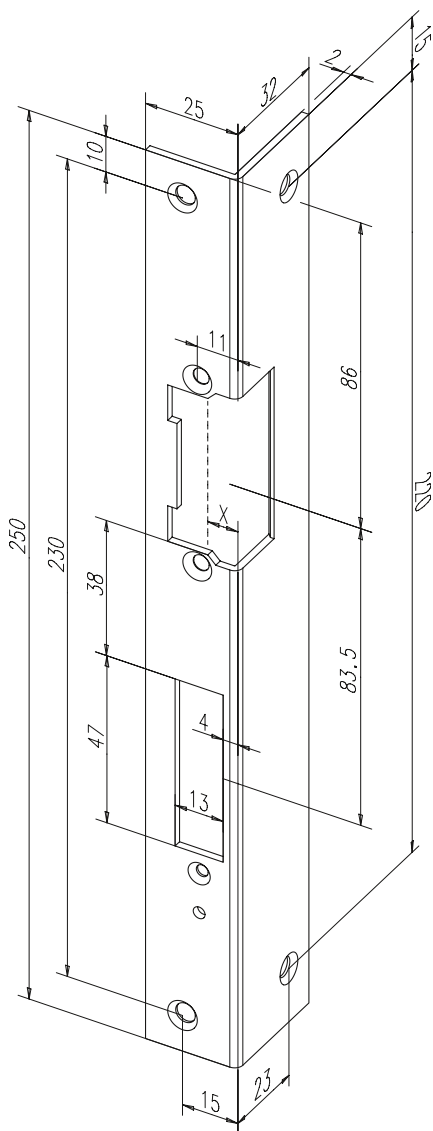
Current strike strike-plate combinations

Model	Order no.	
14EFF	14EFF--080	** ***
14RR	14RR--080	** ***
17E	17E---080	** ***
27E	27E---080	** ***
116E	116E---080	** ***
17RR	17RR--080	** ***
116RR	116RR--080	** ***
878	878---080	** ***

** = Surface

*** = voltage variant and DIN-direction

Die Ermittlung des X-Maßes finden Sie auf Page 7.



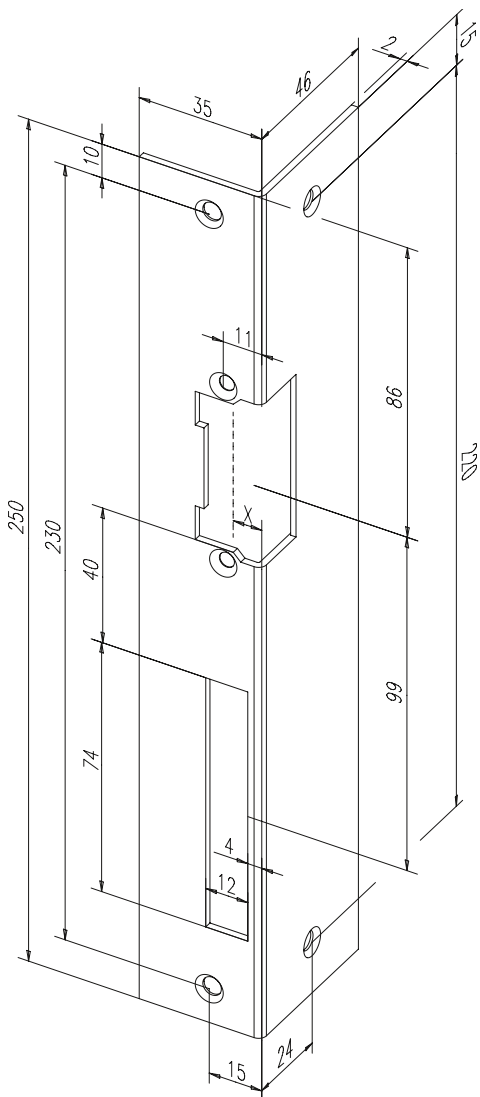
Angled striking plate no. 160

angled

Angled striking plate with latch bolt aperture and dead bolt cutout.

The advantages at a glance

- Suited as a repair striking plate



Technical attributes	
Length	250 mm
Width	35 mm
Thickness	2 mm
Depth	46 mm
Dead bolt cutout	Yes
Keep guide	No

Surface	DIN direction	Order no.
35 Stainless steel	4 Left	-----16035-04
35 Stainless steel	5 Right	-----16035-05

Current strike strike-plate combinations

Model	Order no.		
14EFF	14EFF--160	**	***
14RR	14RR--160	**	***
17E	17E---160	**	***
27E	27E---160	**	***
116E	116E--160	**	***
126E	126E--160	**	***
17RR	17RR--160	**	***
116RR	116RR--160	**	***

** = Surface

*** = voltage variant and DIN-direction

Die Ermittlung des X-Maßes
finden Sie auf Page 7.

Angled striking plate no. 420

angled

Angled striking plate with latch bolt aperture and dead bolt cutout.

The advantages at a glance

- 350 mm overall length, without fixing holes

Technical attributes	
Length	350 mm
Width	25 mm
Thickness	2 mm
Depth	37 mm
Dead bolt cutout	Yes
Keep guide	No

Surface	DIN direction	Order no.
35 Stainless steel	4 Left	-----42035-04
35 Stainless steel	5 Right	-----42035-05

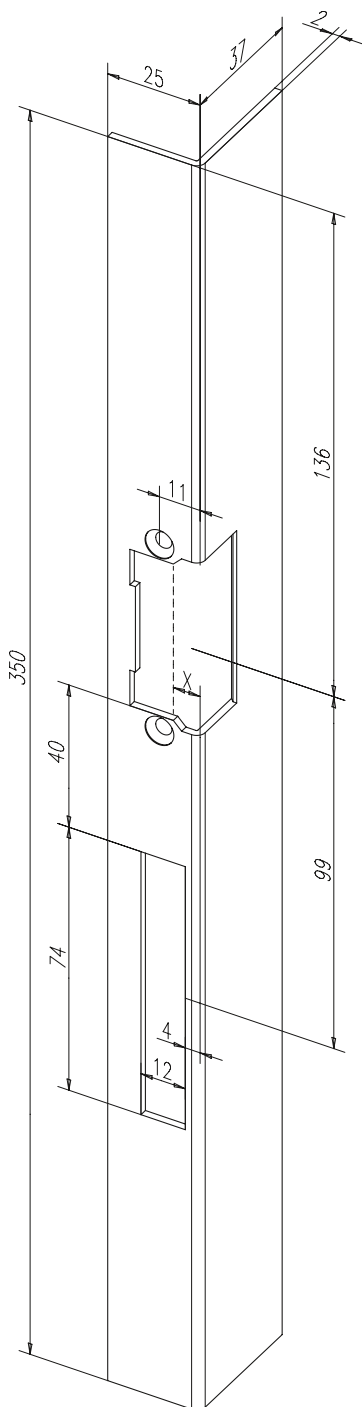
Current strike strike-plate combinations

Model	Order no.	
17E	17E---420	** ***
27E	27E---420	** ***
116E	116E---420	** ***
126E	126E---420	** ***
17RR	17RR---420	** ***
116RR	116RR--420	** ***

** = Surface

*** = voltage variant and DIN-direction

The calculation of the X-dimension can be found on page 6.



Angled striking plate no. 422

angled

Angled striking plate with latch bolt aperture and dead bolt cutout.

The advantages at a glance

- Suited as a repair striking plate

Technical attributes	
Length	250 mm
Width	25 mm
Thickness	2 mm
Depth	41 mm
Dead bolt cutout	Yes
Keep guide	No

Surface	DIN direction	Order no.
■ 35 Stainless steel	4 Left	-----42235-04
■ 35 Stainless steel	5 Right	-----42235-05

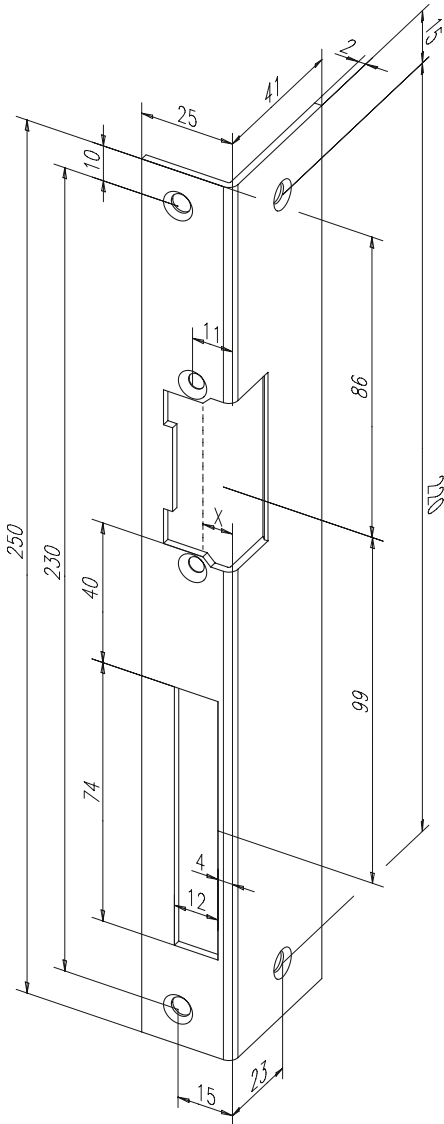
Current strike strike-plate combinations

Model	Order no.		
14EFF	14EFF--422	**	***
14RR	14RR--422	**	***
17E	17E--422	**	***
116E	116E--422	**	***
17RR	17RR--422	**	***
116RR	116RR--422	**	***

** = Surface

*** = voltage variant and DIN-direction

The calculation of the X-dimension can be found on page 6.



Angled striking plate no. 460

angled

Angled striking plate with latch bolt aperture and dead bolt cutout.

The advantages at a glance

- 300 mm total length

Technical attributes	
Length	300 mm
Width	25 mm
Thickness	2 mm
Depth	32 mm
Dead bolt cutout	Yes
Keep guide	No

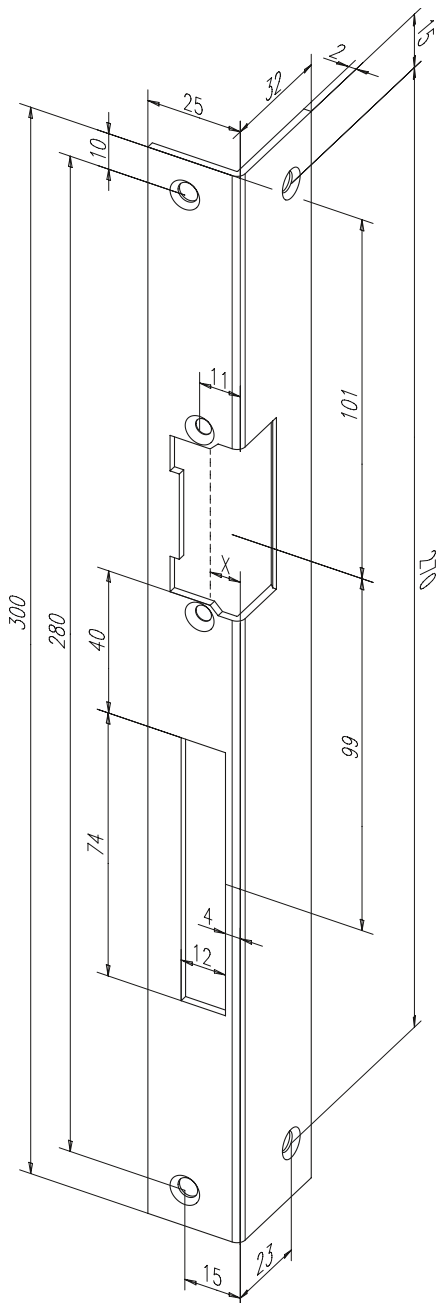
Surface	DIN - Ri chtung	Order no.
01 Gold	4 Left	-----46001-04
01 Gold	5 Right	-----46001-05

Current strike strike-plate combinations

Model	Order no.	
14EFF	14EFF--460	** ***
14RR	14RR--460	** ***
17E	17E--460	** ***
27E	27E--460	** ***
116E	116E--460	** ***
126E	126E--460	** ***
17RR	17RR--460	** ***
116RR	116RR--460	** ***

** = Surface
 *** = voltage variant and DIN-direction

The calculation of the X-dimension can be found on page 6.



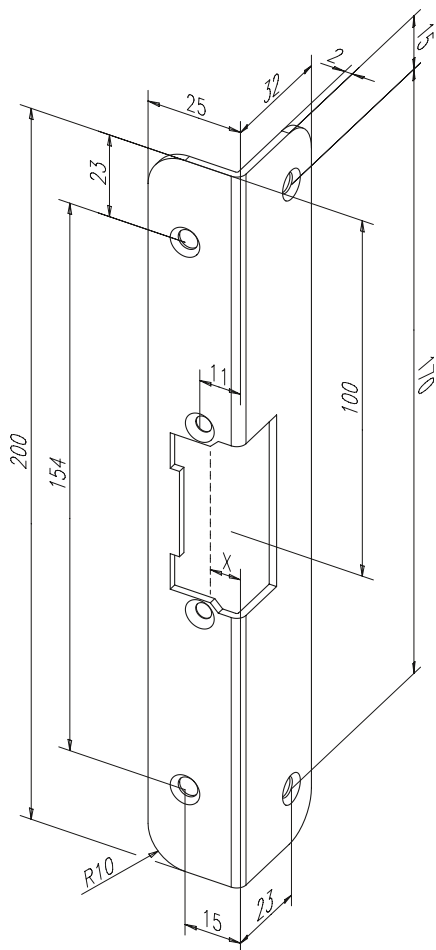
Angled striking plate no. 389 short, without dead bolt cutout, rounded

Short angled striking plate with latch bolt aperture.

The advantages at a glance

- DIN left and right usable

Technical attributes	
Length	200 mm
Width	25 mm
Thickness	2 mm
Depth	32 mm
Dead bolt cutout	No
Keep guide	No



Surface	DIN direction	Order no.
35 Stainless steel	1 Universal	-----38935-01

Current strike strike-plate combinations

Model	Order no.	Model	Order no.
14RR	14RR---389 ** ***	126E	126E---389 ** ***
17RR	17RR---389 ** ***	27E	27E---389 ** ***
116RR	116RR--389 ** ***	34	34----389 ** ***
14EFF	14EFF--389 ** ***	34RR	34RR--389 ** ***
17E	17E---389 ** ***	3801	3801--389 ** ***
116E	116E---389 ** ***		

** = Surface
*** = voltage variant and DIN-direction

The calculation of the X-dimension can be found on page 6.

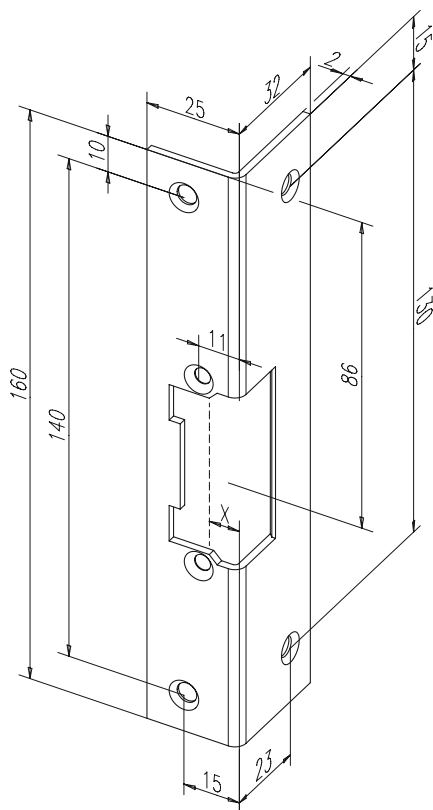
Angled striking plate no. 097

short, without dead bolt cutout, angled

Short angled striking plate with latch bolt aperture.

The advantages at a glance

- DIN left and right usable



Technical attributes	
Length	160 mm
Width	25 mm
Thickness	2 mm
Depth	32 mm
Dead bolt cutout	No
Keep guide	No

Surface	DIN direction	Order no.
01 Gold	1 Universal	-----09701-01

Current strike strike-plate combinations

Model	Order no.	Model	Order no.
14RR	14RR---097 ** ***	126E	126E---097 ** ***
17RR	17RR---097 ** ***	27E	27E---097 ** ***
11GRR	11GRR--097 ** ***	34	34----097 ** ***
14EFF	14EFF--097 ** ***	34RR	34RR--097 ** ***
17E	17E---097 ** ***	3801	3801---097 ** ***
116E	116E---097 ** ***		

** = Surface
 *** = voltage variant and DIN-direction

The calculation of the X-dimension can be found on page 6.

Angled striking plate no. 137

short, without dead bolt cutout, angled

Short angled striking plate with latch bolt aperture.

The advantages at a glance

- DIN left and right usable

Technical attributes	
Length	180 mm
Width	25 mm
Thickness	2 mm
Depth	32 mm
Dead bolt cutout	No
Keep guide	No

Surface	DIN direction	Order no.
35 Stainless steel	1 Universal	-----13735-01

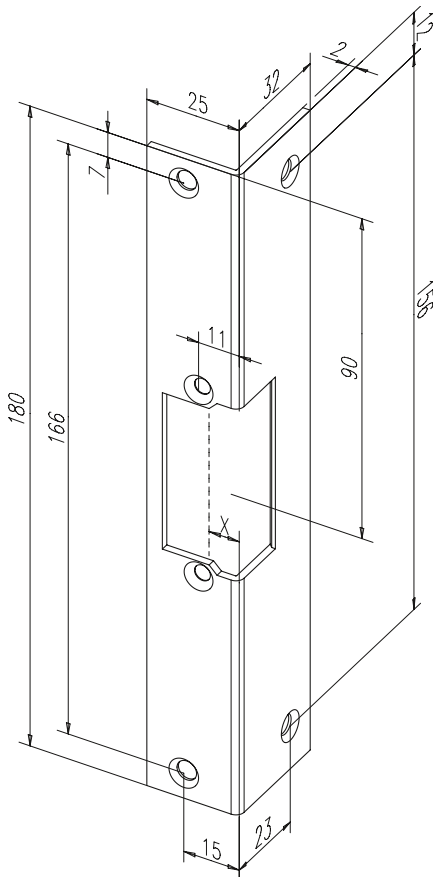
Current strike strike-plate combinations

Model	Order no.	
17E	17E---137	** ***
27E	27E---137	** ***
116E	116E---137	** ***
126E	126E---137	** ***
17RR	17RR---137	** ***
116RR	116RR--137	** ***
9314	9314---137	** ***
9334	9334---137	** ***

** = Surface

*** = voltage variant and DIN-direction

The calculation of the X-dimension can be found on page 6.

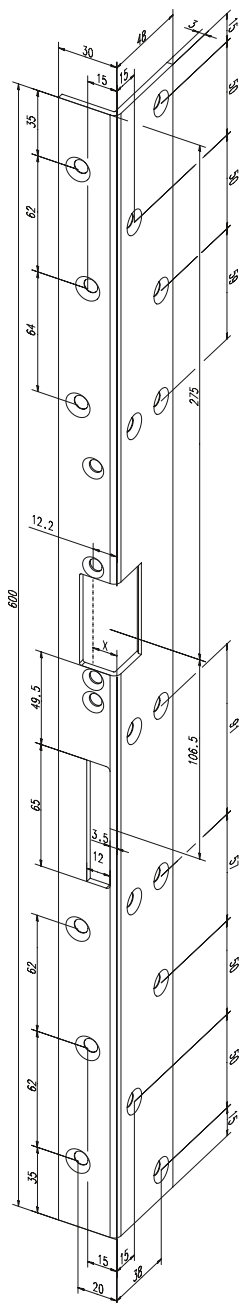


Angled striking plate no. 071 for high-security applications

High-security angled striking plate with latch bolt aperture and dead bolt cutout.

The advantages at a glance

- For fire protection door strike model 131
- 600 mm overall length



Technical attributes	
Length	600 mm
Width	30 mm
Thickness	3 mm
Depth	48 mm
Dead bolt cutout	Yes
Keep guide	No

Surface	DIN direction	Order no.
01 Gold	4 Left	-----07101-04
01 Gold	5 Right	-----07101-05
35 Stainless steel	4 Left	-----07135-04
35 Stainless steel	5 Right	-----07135-05

Current strike strike-plate combinations

Model	Order no.
131	131----071 ** ***

** = Surface
*** = voltage variant and DIN-direction

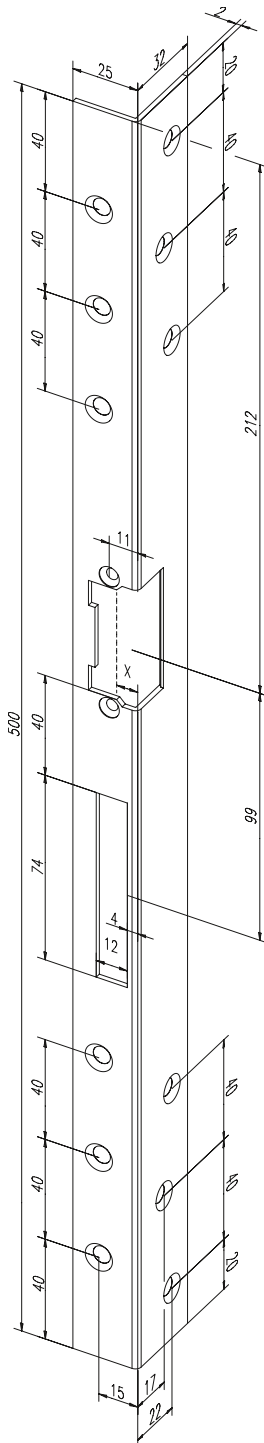
The calculation of the X-dimension can be found on page 6.

Angled striking plate no. 312 for high-security applications

High-security angled striking plate with latch bolt aperture and dead bolt cutout.

The advantages at a glance

- 500 mm overall length



Technical attributes	
Length	500 mm
Width	25 mm
Thickness	2 mm
Depth	32 mm
Dead bolt cutout	Yes
Keep guide	No

Surface	DIN direction	Order no.
01 Gold	4 Left	-----31201-04
01 Gold	5 Right	-----31201-05
05 Black	4 Left	-----31205-04
05 Black	5 Right	-----31205-05
31 Polished brass	4 Left	-----31231-04
31 Polished brass	5 Right	-----31231-05
35 Stainless steel	4 Left	-----31235-04
35 Stainless steel	5 Right	-----31235-05
40 Zinc-coated	4 Left	-----31240-04
40 Zinc-coated	5 Right	-----31240-05

Current strike strike-plate combinations

Model	Order no.		
14EFF	14EFF--312	**	***
14RR	14RR--312	**	***
17E	17E---312	**	***
27E	27E---312	**	***
116E	116E---312	**	***
126E	126E---312	**	***
17RR	17RR--312	**	***
116RR	116RR--312	**	***
143	143---312	**	***

** = Surface

*** = voltage variant and DIN-direction

The calculation of the X-dimension can be found on page 6.

Angled striking plate no. 451 for high-security applications

Angled striking plate with latch bolt aperture and dead bolt cutout.

The advantages at a glance

- For fire protection door strike model 131

Technical attributes	
Length	300 mm
Width	30 mm
Thickness	3 mm
Depth	48 mm
Dead bolt cutout	Yes
Keep guide	No

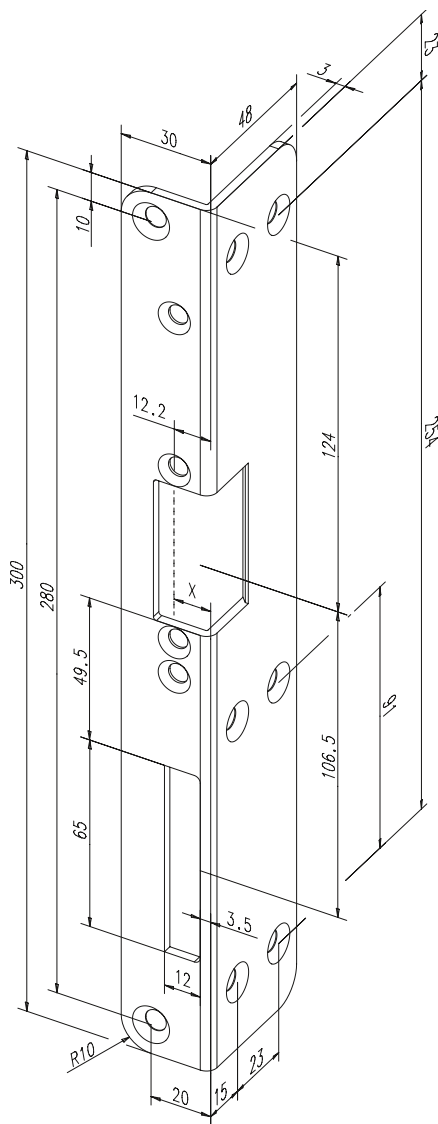
Surface	DIN direction	Order no.
01 Gold	4 Left	-----45101-04
01 Gold	5 Right	-----45101-05

Current strike strike-plate combinations

Model	Order no.	
131	131---451	** ***
331U	331U---451	** ***

** = Surface
*** = voltage variant and DIN-direction

The calculation of the X-dimension can be found on page 6.



Angled striking plate no. 973 for high-security applications

Short angled striking plate with latch bolt aperture.

The advantages at a glance

- For escape door strike model 331U

Technical attributes	
Length	220 mm
Width	30 mm
Thickness	3 mm
Depth	48 mm
Dead bolt cutout	No
Keep guide	No

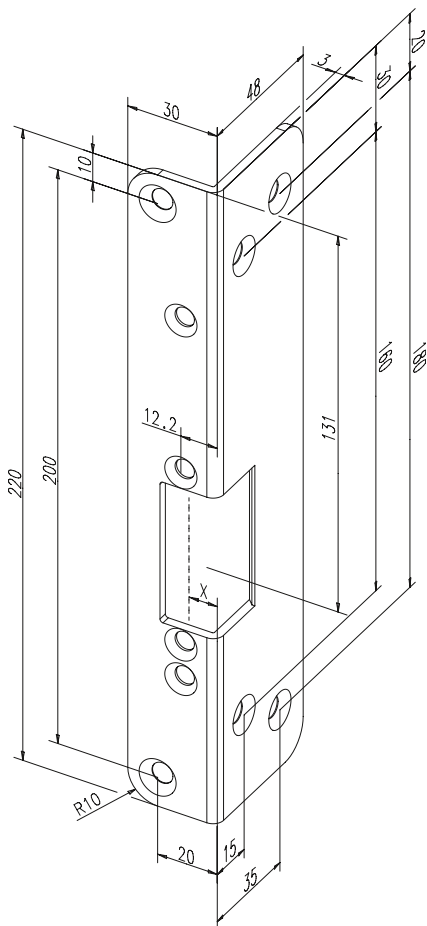
Surface	DIN direction	Order no.
35 Stainless steel	4 Left	-----97335-04
35 Stainless steel	5 Right	-----97335-05

Current strike strike-plate combinations

Model	Order no.
331U	331U--973 ** ***
331U80	331U80-973 ** ***

** = Surface
*** = voltage variant and DIN-direction

The calculation of the X-dimension can be found on page 6.



Angled striking plate no. 090 for high-security applications

Short angled striking plate with latch bolt aperture.

The advantages at a glance

- For escape door strike model 331U

Technical attributes	
Length	220 mm
Width	30 mm
Thickness	3 mm
Depth	48 mm
Dead bolt cutout	No
Keep guide	No

Surface	DIN direction	Order no.
35 Stainless steel	4 Left	-----09035-04
35 Stainless steel	5 Right	-----09035-05

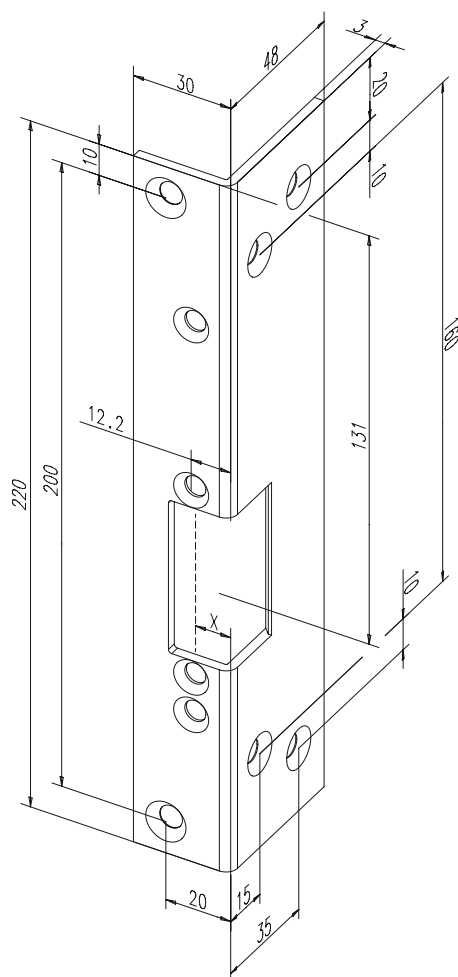
Current strike strike-plate combinations

Model	Order no.	
331U	331U---090	** ***
131	131---090	** ***
331U80	331U80-090	** ***

** = Surface

*** = voltage variant and DIN-direction

The calculation of the X-dimension can be found on page 6.



Angled striking plate no. 525

ProFix 1

Angled striking plate with latch bolt aperture and dead bolt cutout.

The advantages at a glance

- For Profix-variants
- Not seeable at closed door

Technical attributes	
Length	250 mm
Width	28 mm
Thickness	3 mm
Depth	9 mm
Dead bolt cutout	Yes
Keep guide	No

Surface	DIN direction	Order no.
35 Stainless steel	4 Left	-----52535-04
35 Stainless steel	5 Right	-----52535-05

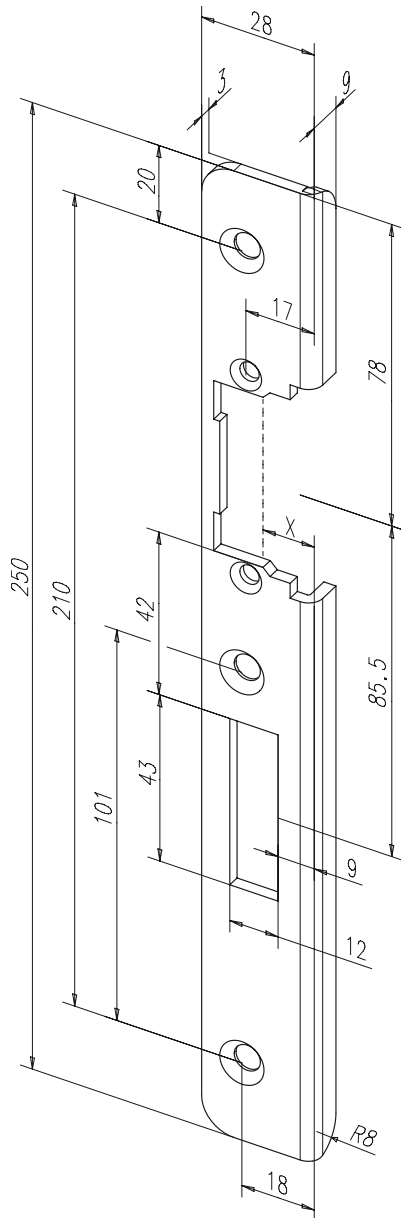
Current strike strike-plate combinations

Model	Order no.
111U.21	111U.21525 ** ***
116E.11	116E.11525 ** ***
126E.11	126E.11525 ** ***
136.21	136.21-525 ** ***

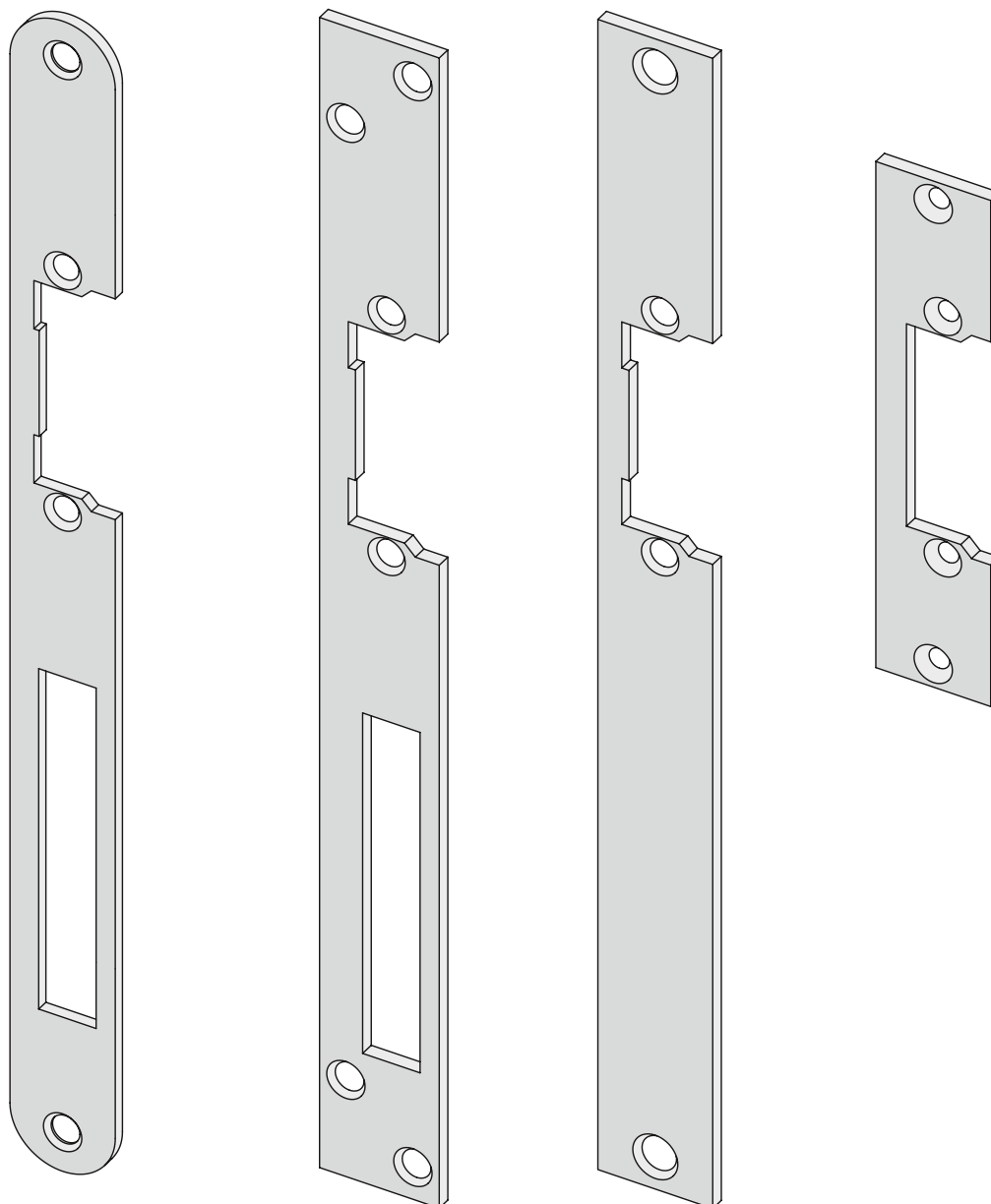
** = Surface

*** = voltage variant and DIN-direction

The calculation of the X-dimension can be found on page 6.



Flat striking plate



Flat striking plates are used for a wide range of applications. They can be fitted to wooden door frames, aluminium frames, steel frames or plastic frames. You can use our flat striking plates in a wide range of installation locations.

When choosing the striking plate, please note the x measurement. The x measurement is explained on page 6.

Flat striking plate no. 171

rounded

Flat striking plate with latch bolt aperture and dead bolt cutout.

The advantages at a glance

- DIN left and right usable
- 22 mm narrow

Technical attributes

Length	250 mm
Width	22 mm
Thickness	2,5 mm
Dead bolt cutout	Yes
Keep guide	No

Surface	DIN direction	Order no.
01 Gold	1 Universal	-----17101-01
35 Stainless steel	1 Universal	-----17135-01

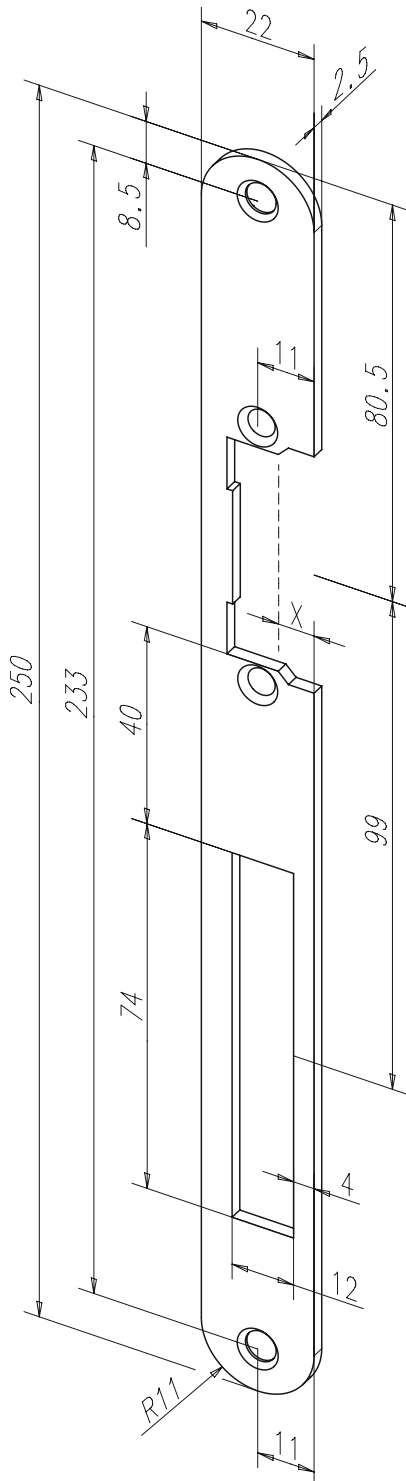
Current strike strike-plate combinations

Model	Order no.
19	19-----171 ** ***
118	118-----171 ** ***

** = Surface

*** = voltage variant and DIN-direction

The calculation of the X-dimension can be found on page 6.



Flat striking plate no. 174

rounded

High-security flat striking plate with latch bolt aperture and dead bolt cutout.

The advantages at a glance

- DIN left and right usable
- 3 mm material thickness
- With radius

Technical attributes

Length	240 mm
Width	24 mm
Thickness	3 mm
Dead bolt cutout	Yes
Keep guide	No

Surface	DIN direction	Order no.
01 Gold	1 Universal	-----17401-01
02 Grey	1 Universal	-----17402-01

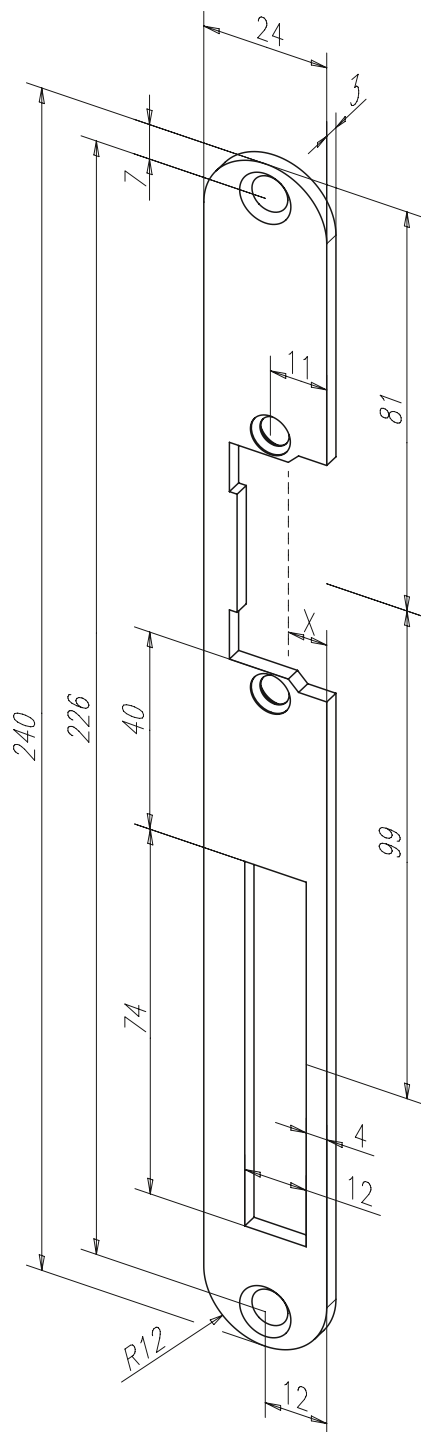
Current strike strike-plate combinations

Model	Order no.	
14	14----174	** ***
14RR	14RR--174	** ***
17	17----174	** ***
116	116----174	** ***
17RR	17RR--174	** ***
116RR	116RR--174	** ***
19	19----174	** ***
342U	342U--174	** ***
342URR	342URR-174	** ***
118	118----174	** ***

** = Surface

*** = voltage variant and DIN-direction

The calculation of the X-dimension can be found on page 6.



Flat striking plate no. 010

angled

Standard - flat striking plate with latch bolt aperture and dead bolt cutout.

The advantages at a glance

- DIN left and right usable
- Offset fixing holes

Technical attributes

Length	250 mm
Width	25 mm
Thickness	3 mm
Dead bolt cutout	Yes
Keep guide	No

Surface	DIN direction	Order no.
01 Gold	1 Universal	-----01001-01
02 Grey	1 Universal	-----01002-01
40 Zinc-coated	1 Universal	-----01040-01

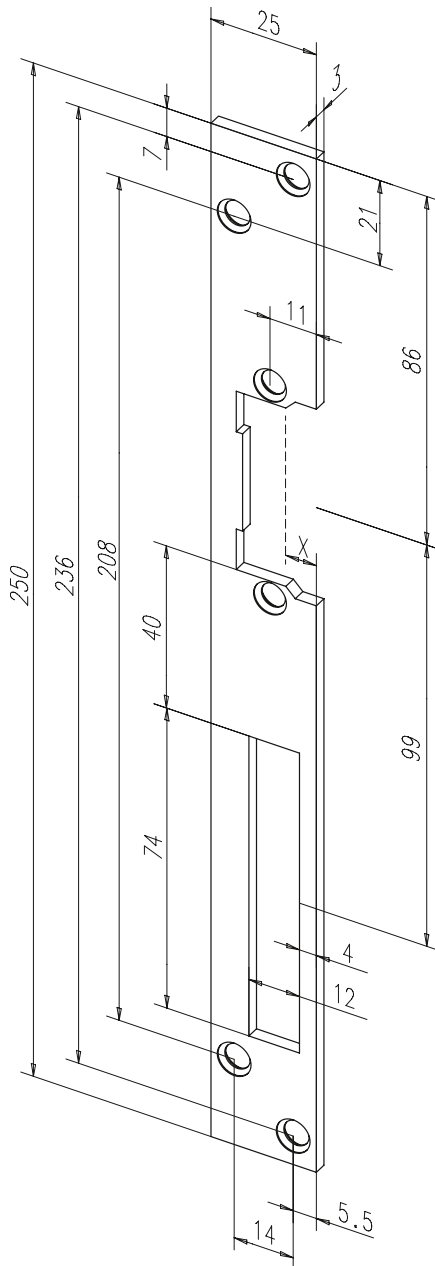
Current strike strike-plate combinations

Model	Order no.
14	14----010 ** ***
14RR	14RR--010 ** ***
17	17----010 ** ***
116	116---010 ** ***
17RR	17RR--010 ** ***
116RR	116RR--010 ** ***
342U	342U--010 ** ***
111U	111U--010 ** ***

** = Surface

*** = voltage variant and DIN-direction

The calculation of the X-dimension can be found on page 6.



Flat striking plate no. 021

angled

Standard - flat striking plate with latch bolt aperture and dead bolt cutout.

The advantages at a glance

- DIN left and right usable

Technical attributes	
Length	250 mm
Width	25 mm
Thickness	3 mm
Dead bolt cutout	Yes
Keep guide	No

Surface	DIN direction	Order no.
01 Gold	1 Universal	-----02101-01
02 Grey	1 Universal	-----02102-01
04 White	1 Universal	-----02104-01
35 Stainless steel	1 Universal	-----02135-01
40 Zinc-coated	1 Universal	-----02140-01

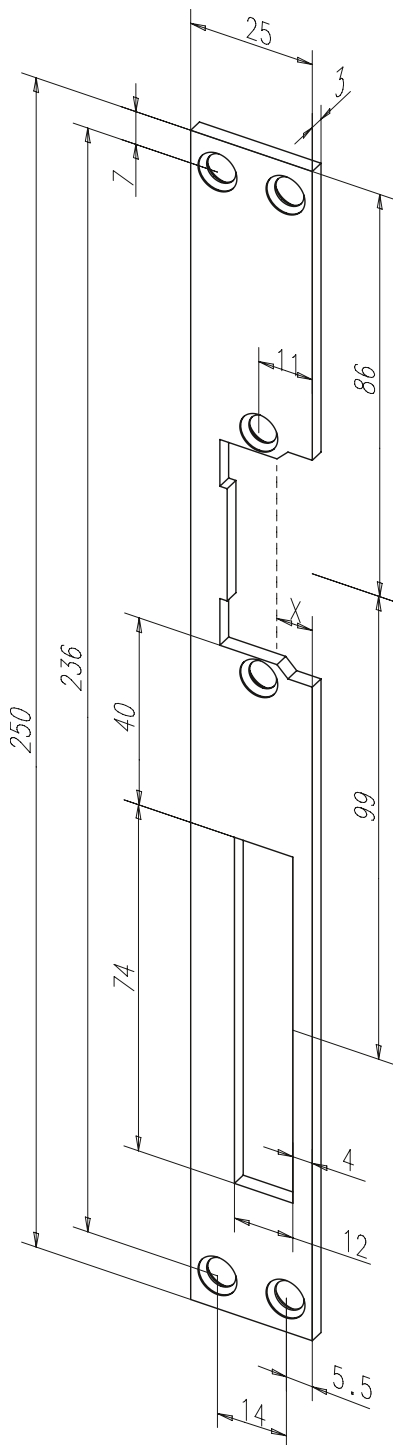
Current strike strike-plate combinations

Model	Order no.	Model	Order no.
116RR	116RR--02135 ** ***	27E	27E---021 ** ***
14RR	14RR--02135 ** ***	126E	126E---021 ** ***
17RR	17RR--02135 ** ***	136	136---021 ** ***
142U	142U---021 ** ***	118E	118E---021 ** ***
142UR	142UR--021 ** ***	128E	128E---021 ** ***
142US	142US--021 ** ***	138	138---021 ** ***
142USR	142USR-021 ** ***	611E	611E---021 ** ***
14EFF	14EFF--021 ** ***	143	143---021 ** ***
116E	116E--021 ** ***	111U	111U---021 ** ***
17E	17E---021 ** ***		

** = Surface

*** = voltage variant and DIN-direction

The calculation of the X-dimension can be found on page 6.



Flat striking plate no. 049

angled

Standard - flat striking plate with latch bolt aperture and dead bolt cutout.

The advantages at a glance

- DIN left and right usable
- With 2 fixing holes

Technical attributes

Length	250 mm
Width	24 mm
Thickness	3 mm
Dead bolt cutout	Yes
Keep guide	No

Surface	DIN direction	Order no.
35 Stainless steel	1 Universal	-----04935-01

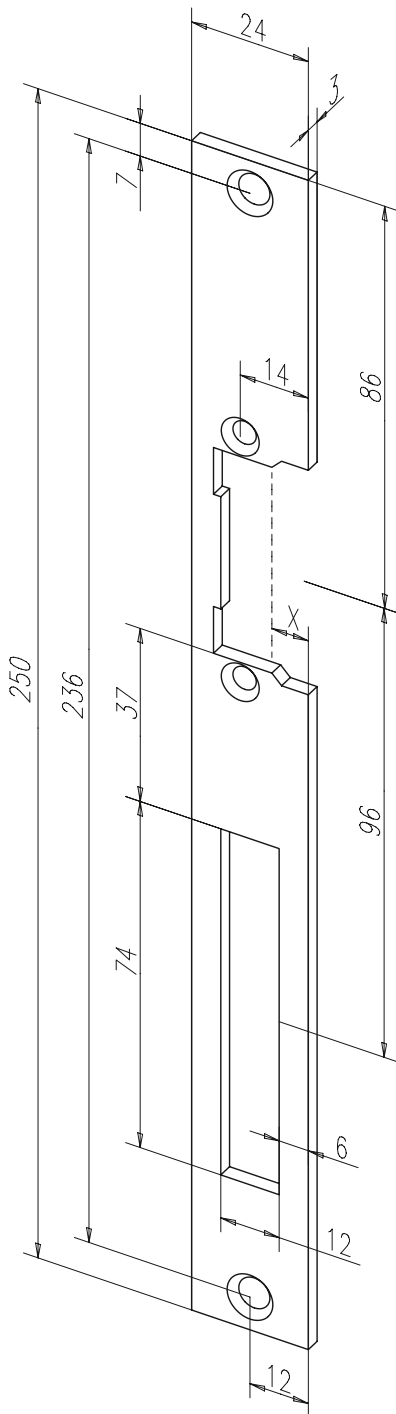
Current strike strike-plate combinations

Model	Order no.	
14	14----049	** ***
17	17----049	** ***
116	116----049	** ***
17RR	17RR--049	** ***
116RR	116RR--049	** ***
342U	342U--049	** ***

** = Surface

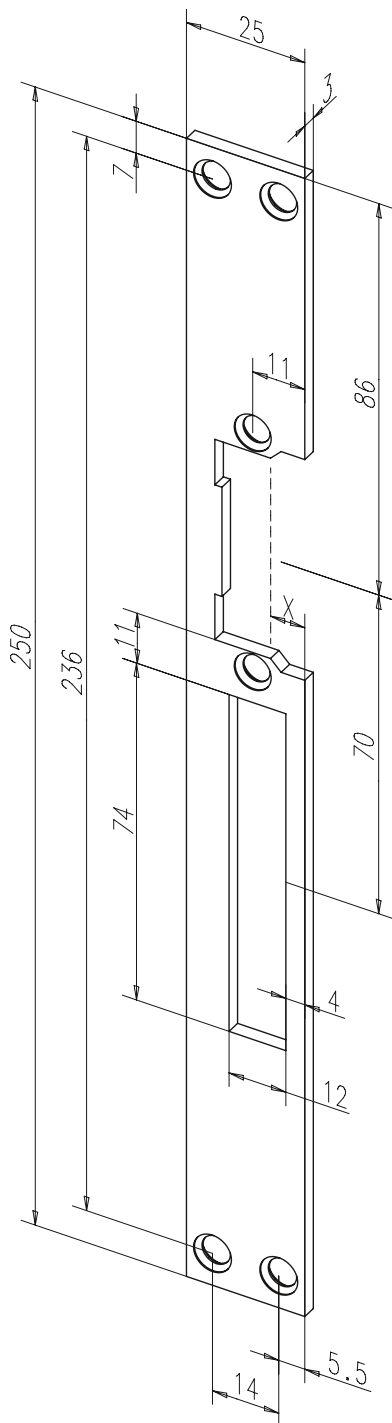
*** = voltage variant and DIN-direction

The calculation of the X-dimension can be found on page 6.



Flat striking plate no. 264

angled



Standard - flat striking plate with latch bolt aperture and dead bolt cutout.

The advantages at a glance

- DIN left and right usable

Technical attributes

Length	250 mm
Width	25 mm
Thickness	3 mm
Dead bolt cutout	Yes
Keep guide	No

Surface	DIN direction	Order no.
01 Gold	1 Universal	-----26401-01
02 Grey	1 Universal	-----26402-01
40 Zinc-coated	1 Universal	-----26440-01

Current strike strike-plate combinations

Model	Order no.	
14S	14S----264	** ***
118	118----264	** ***
34S	34S----264	** ***

** = Surface

*** = voltage variant and DIN-direction

The calculation of the X-dimension can be found on page 6.

Flat striking plate no. 283

angled

Standard - flat striking plate with latch bolt aperture and dead bolt cutout.

The advantages at a glance

- DIN left and right usable

Technical attributes	
Length	250 mm
Width	25 mm
Thickness	3 mm
Dead bolt cutout	Yes
Keep guide	No

Surface	DIN direction	Order no.
01 Gold	1 Universal	-----28301-01
02 Grey	1 Universal	-----28302-01
35 Stainless steel	1 Universal	-----28335-01
40 Zinc-coated	1 Universal	-----28340-01

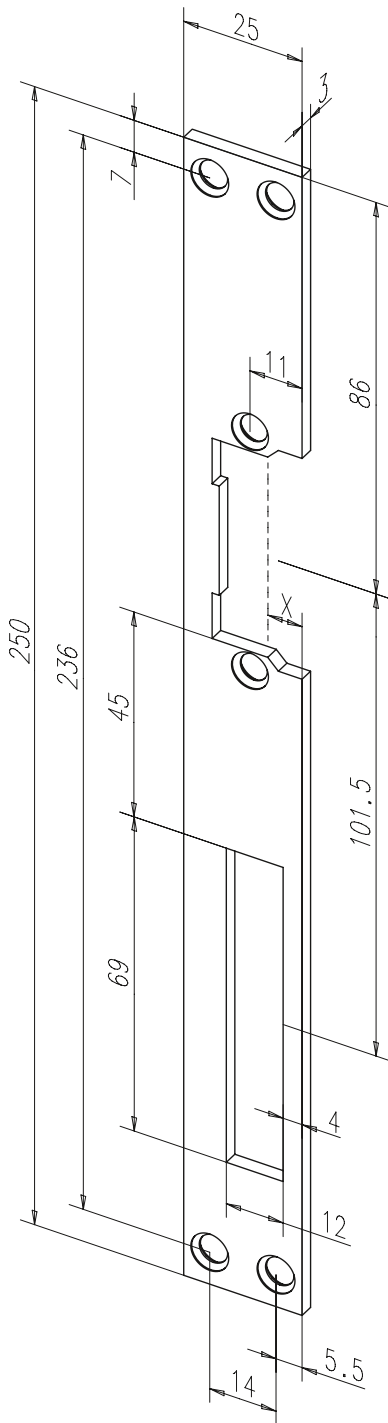
Current strike strike-plate combinations

Model	Order no.	
14	14----283	** ***
14RR	14RR--283	** ***
17	17----283	** ***
116	116---283	** ***
17RR	17RR--283	** ***
116RR	116RR--283	** ***
342U	342U---283	** ***
342URR	342URR-283	** ***

** = Surface

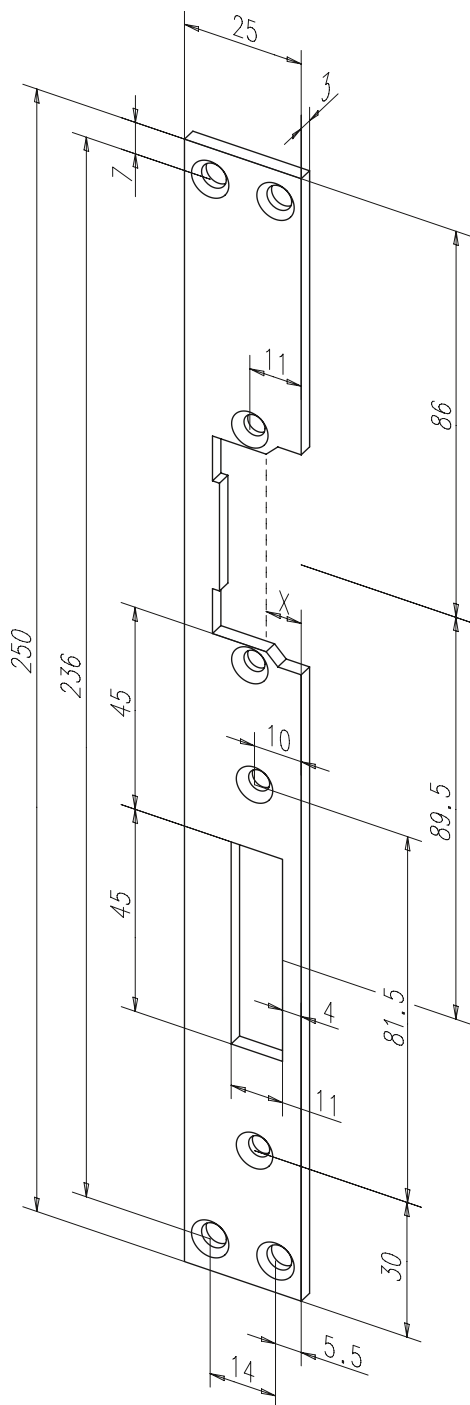
*** = voltage variant and DIN-direction

The calculation of the X-dimension can be found on page 6.



Flat striking plate no. 296

angled



Standard - flat striking plate with latch bolt aperture and dead bolt cutout.

The advantages at a glance

- Prepared for bolt switch contact 875

Technical attributes	
Length	250 mm
Width	25 mm
Thickness	3 mm
Dead bolt cutout	Yes
Keep guide	No

Surface	DIN direction	Order no.
35 Stainless steel	4 Left	-----29635-04
35 Stainless steel	5 Right	-----29635-05

Current strike strike-plate combinations

Model	Order no.	
14A	14A---296	** ***
17	17---296	** ***
116	116---296	** ***
17RR	17RR---296	** ***
116RR	116RR--296	** ***
342U	342U---296	** ***
342URR	342URR-296	** ***

** = Surface

*** = voltage variant and DIN-direction

The calculation of the X-dimension can be found on page 6.

Flat striking plate no. 331 angled

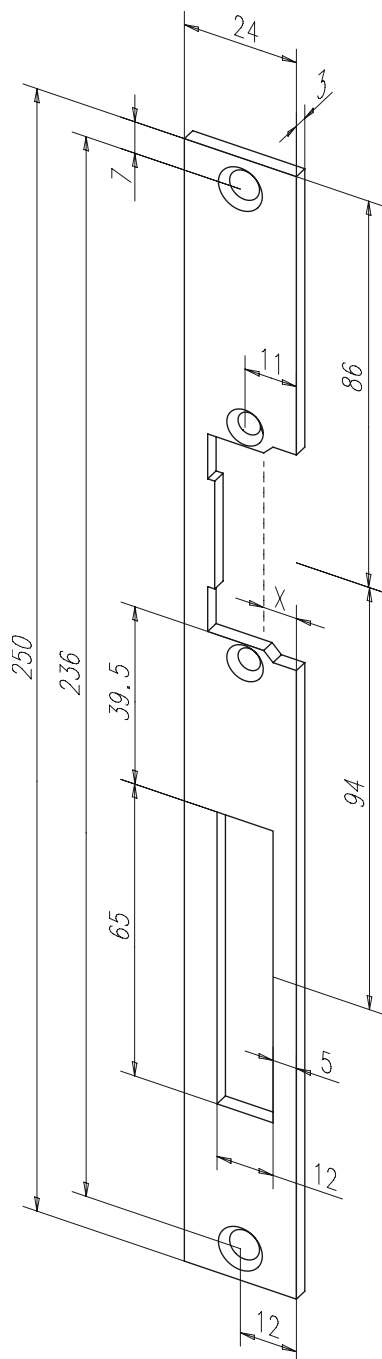
Standard - flat striking plate with latch bolt aperture and dead bolt cutout.

The advantages at a glance

- DIN left and right usable
- With 2 fixing holes

Technical attributes	
Length	250 mm
Width	24 mm
Thickness	3 mm
Dead bolt cutout	Yes
Keep guide	No

Surface	DIN direction	Order no.
35 Stainless steel	1 Universal	-----33135-01
40 Zinc-coated	1 Universal	-----33140-01



Current strike strike-plate combinations

Model	Order no.
14	14----331 ** ***
14RR	14RR--331 ** ***
17	17----331 ** ***
116	116---331 ** ***
17RR	17RR--331 ** ***
116RR	116RR--331 ** ***
342U	342U--331 ** ***
342URR	342URR-331 ** ***

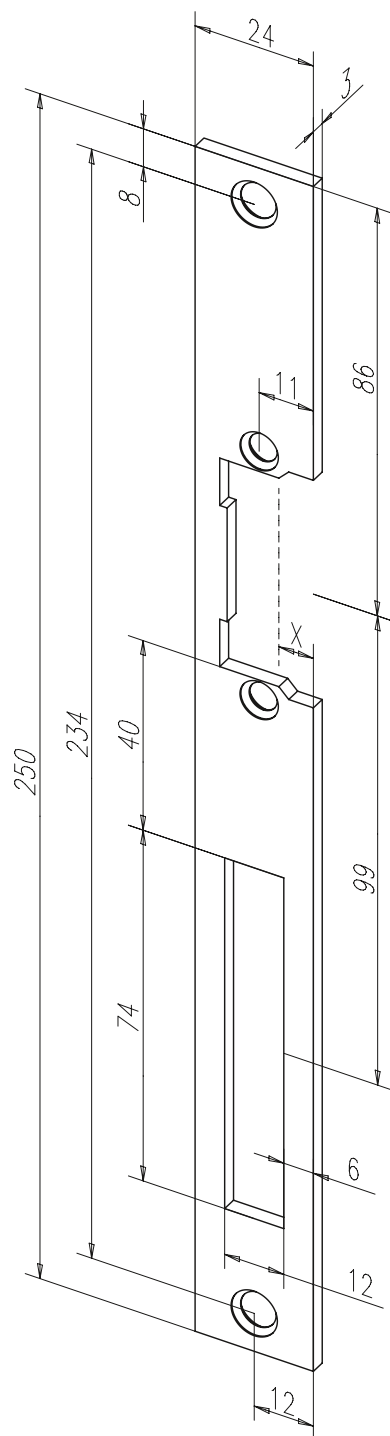
** = Surface

*** = voltage variant and DIN-direction

The calculation of the X-dimension can be found on page 6.

Flat striking plate no. 311

angled



Standard - flat striking plate with latch bolt aperture and dead bolt cutout.

The advantages at a glance

- DIN left and right usable
- With 2 fixing holes

Technical attributes	
Length	250 mm
Width	24 mm
Thickness	3 mm
Dead bolt cutout	Yes
Keep guide	No

Surface	DIN direction	Order no.
35 Stainless steel	1 Universal	-----31135-01

Current strike strike-plate combinations

Model	Order no.	
14	14----311	** ***
14RR	14RR--311	** ***
17	17----311	** ***
116	116----311	** ***
17RR	17RR--311	** ***
116RR	116RR--311	** ***
342U	342U---311	** ***
342URR	342URR-311	** ***

** = Surface

*** = voltage variant and DIN-direction

The calculation of the X-dimension can be found on page 6.

Flat striking plate no. 338

angled

Standard - flat striking plate with latch bolt aperture and dead bolt cutout.

The advantages at a glance

- DIN left and right usable
- With 2 fixing holes

Technical attributes

Length	250 mm
Width	24 mm
Thickness	3 mm
Dead bolt cutout	Yes
Keep guide	No

Surface	DIN direction	Order no.
02 Grey	1 Universal	-----33802-01
35 Stainless steel	1 Universal	-----33835-01
40 Zinc-coated	1 Universal	-----33840-01

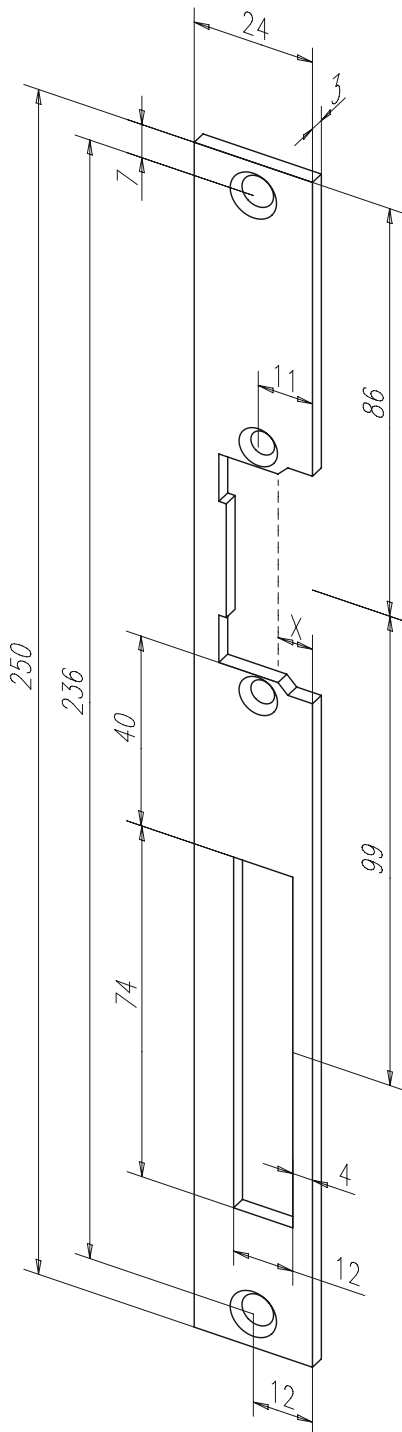
Current strike strike-plate combinations

Model	Order no.	
14	14----338	** ***
14RR	14RR--338	** ***
17	17----338	** ***
116	116---338	** ***
17RR	17RR--338	** ***
116RR	116RR--338	** ***
342U	342U---338	** ***
342URR	342URR-338	** ***
118	118---338	** ***
1410	1410---338	** ***

** = Surface

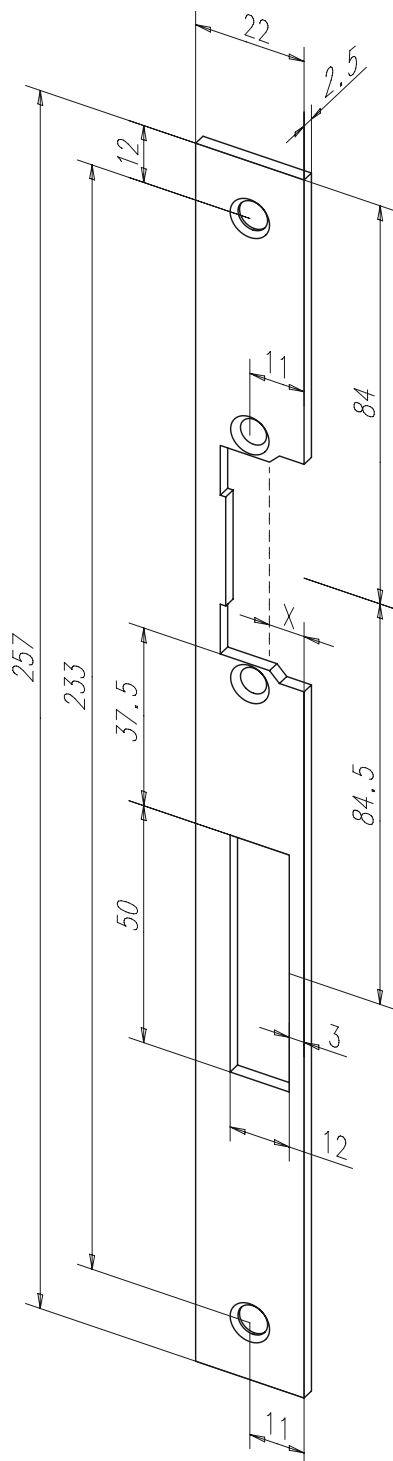
*** = voltage variant and DIN-direction

The calculation of the X-dimension can be found on page 6.



Flat striking plate no. 343

angled



Flat striking plate with latch bolt aperture and dead bolt cutout.

The advantages at a glance

- DIN left and right usable
- 22 mm narrow

Technical attributes	
Length	257 mm
Width	22 mm
Thickness	2,5 mm
Dead bolt cutout	Yes
Keep guide	No

Surface	DIN direction	Order no.
40 Zinc-coated	1 Universal	-----34340-01

Current strike strike-plate combinations

Model	Order no.	
19	19----343	** ***
118	118----343	** ***
119E	119E--343	** ***
39	39----343	** ***

** = Surface

*** = voltage variant and DIN-direction

The calculation of the X-dimension can be found on page 6.

Flat striking plate no. 350

angled

Flat striking plate with latch bolt aperture and dead bolt cutout.

The advantages at a glance

- DIN left and right usable

Technical attributes

Length	225 mm
Width	25 mm
Thickness	3 mm
Dead bolt cutout	Yes
Keep guide	No

Surface	DIN direction	Order no.
35 Stainless steel	1 Universal	-----35035-01
40 Zinc-coated	1 Universal	-----35040-01

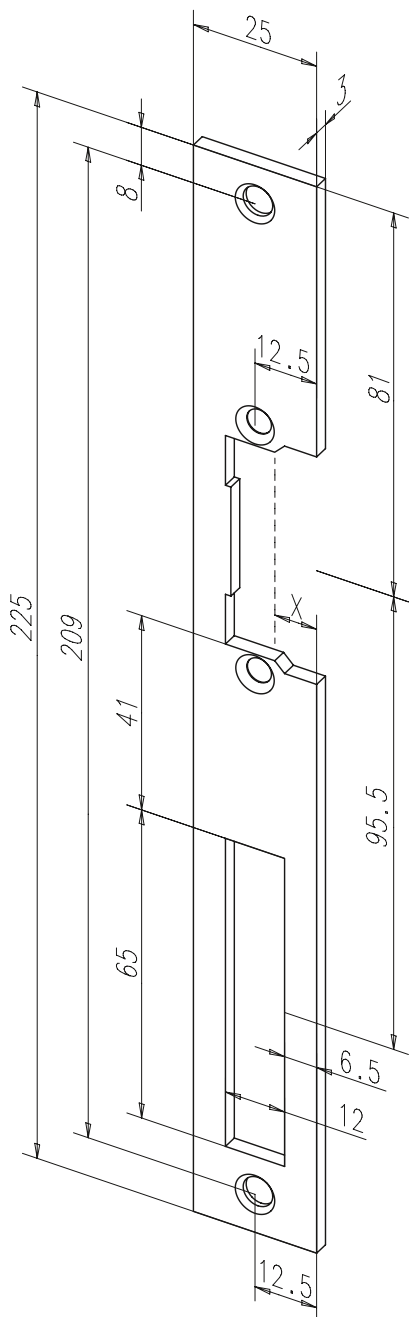
Current strike strike-plate combinations

Model	Order no.	
14	14----350	** ***
14RR	14RR--350	** ***
17	17----350	** ***
116	116---350	** ***
17RR	17RR--350	** ***
116RR	116RR--350	** ***

** = Surface

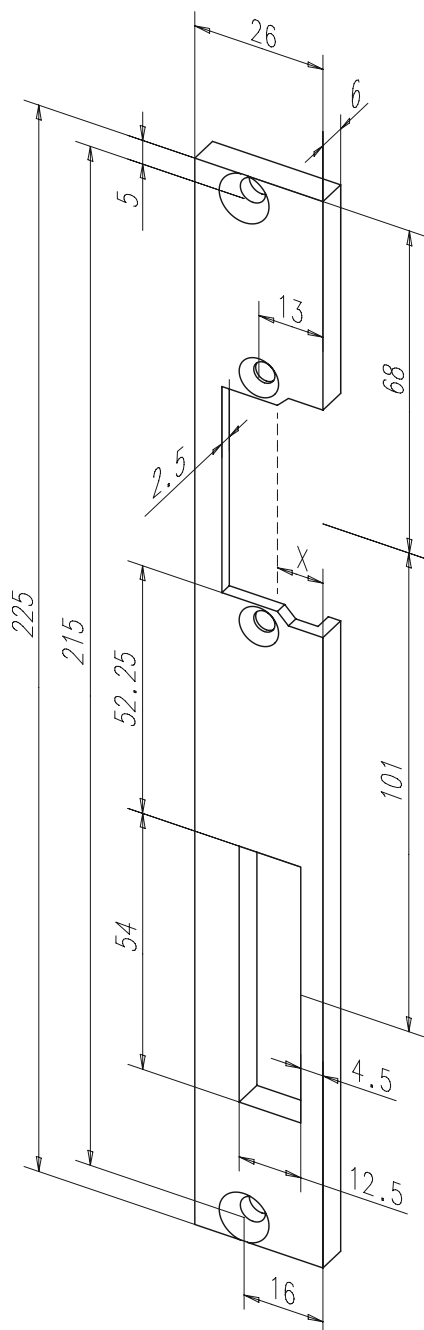
*** = voltage variant and DIN-direction

The calculation of the X-dimension can be found on page 6.



Flat striking plate no. 354

angled



Flat striking plate with latch bolt aperture and dead bolt cutout.

The advantages at a glance

- 6 mm Thickness
- Suitable for plastic profiles

Technical attributes

Length	225 mm
Width	26 mm
Thickness	6 mm
Dead bolt cutout	Yes
Keep guide	No

Surface	DIN direction	Order no.
40 Zinc-coated	4 Left	-----35440-04
40 Zinc-coated	5 Right	-----35440-05

Current strike strike-plate combinations

Model	Order no.	**	***
17	17----354	**	***
116	116----354	**	***
17RR	17RR--354	**	***
116RR	116RR--354	**	***

** = Surface

*** = voltage variant and DIN-direction

The calculation of the X-dimension can be found on page 6.

Flat striking plate no. 356

angled

Flat striking plate with latch bolt aperture and dead bolt cutout.

The advantages at a glance

- DIN left and right usable
- 22 mm narrow

Technical attributes

Length	257 mm
Width	22 mm
Thickness	2,5 mm
Dead bolt cutout	Yes
Keep guide	No

Surface	DIN direction	Order no.
40 Zinc-coated	1 Universal	-----35640-01

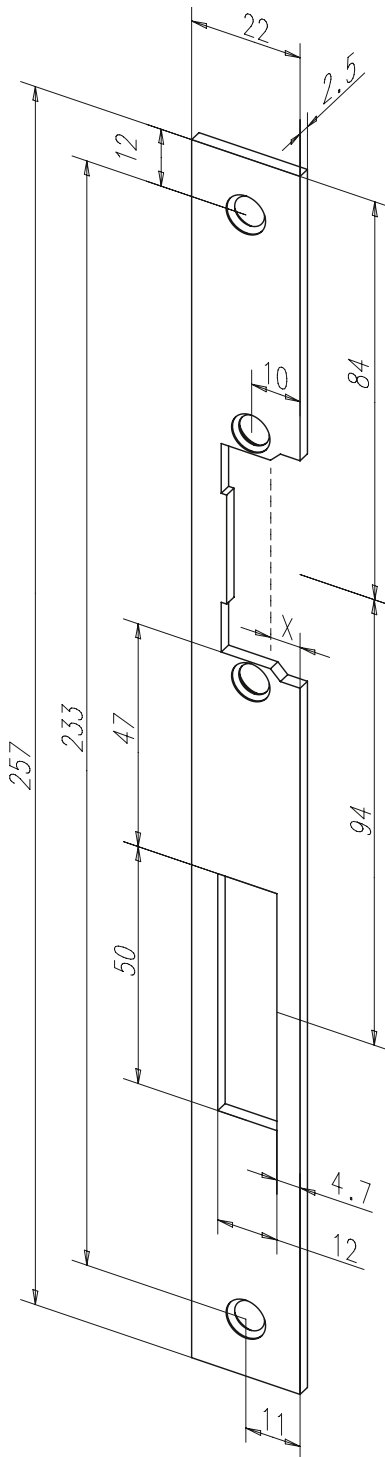
Current strike strike-plate combinations

Model	Order no.		
19	19-----356	**	***
118	118-----356	**	***
19E.210	19E.210356	**	***
1410-3	1410-3-356	**	***

** = Surface

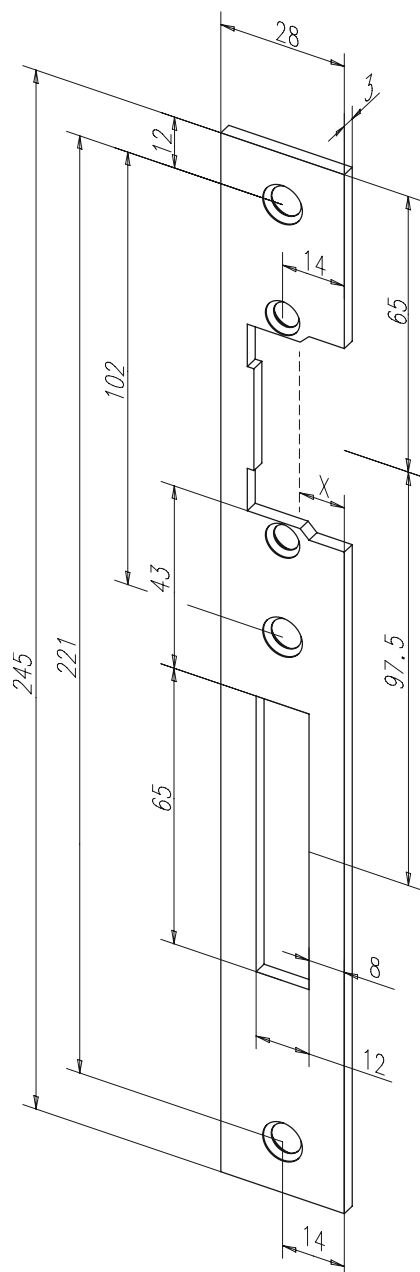
*** = voltage variant and DIN-direction

The calculation of the X-dimension can be found on page 6.



Flat striking plate no. 358

angled



Flat striking plate with latch bolt aperture and dead bolt cutout.

The advantages at a glance

- DIN left and right usable
- Additional fixing hole between keeper and dead bolt

Technical attributes	
Length	245 mm
Width	28 mm
Thickness	3 mm
Dead bolt cutout	Yes
Keep guide	No

Surface	DIN direction	Order no.
40 Zinc-coated	1 Universal	-----35840-01

Current strike strike-plate combinations

Model	Order no.		
17	17-----358	**	***
116	116-----358	**	***

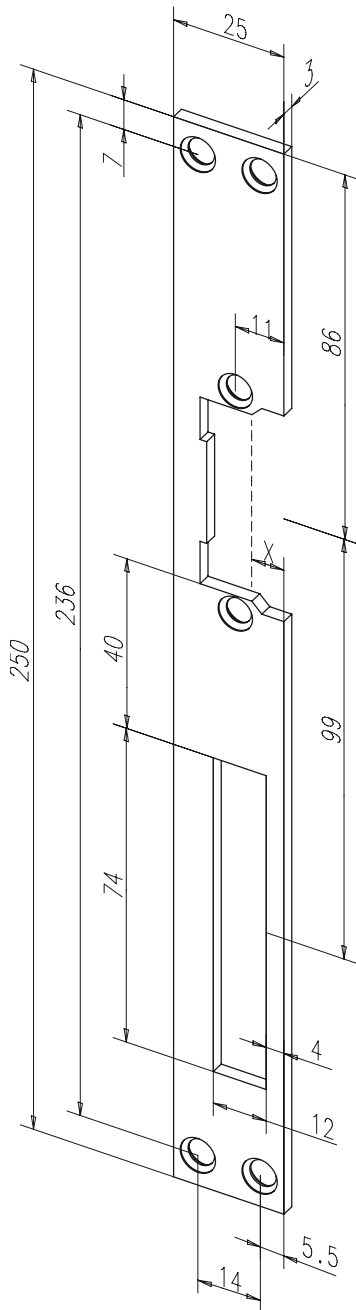
** = Surface

*** = voltage variant and DIN-direction

The calculation of the X-dimension can be found on page 6.

Flat striking plate no. 360

angled



Standard - flat striking plate with latch bolt aperture and dead bolt cutout.

The advantages at a glance

- DIN left and right usable
- With 4 fixing holes

Technical attributes	
Length	250 mm
Width	25 mm
Thickness	3 mm
Dead bolt cutout	Yes
Keep guide	No

Surface	DIN direction	Order no.
35 Stainless steel	1 Universal	-----36035-01
40 Zinc-coated	1 Universal	-----36035-01

Current strike strike-plate combinations

Model	Order no.
14	14----360 ** ***
14RR	14RR--360 ** ***
17	17----360 ** ***
116	116---360 ** ***
17RR	17RR--360 ** ***
116RR	116RR--360 ** ***
342	342---360 ** ***
342RR	342RR--360 ** ***

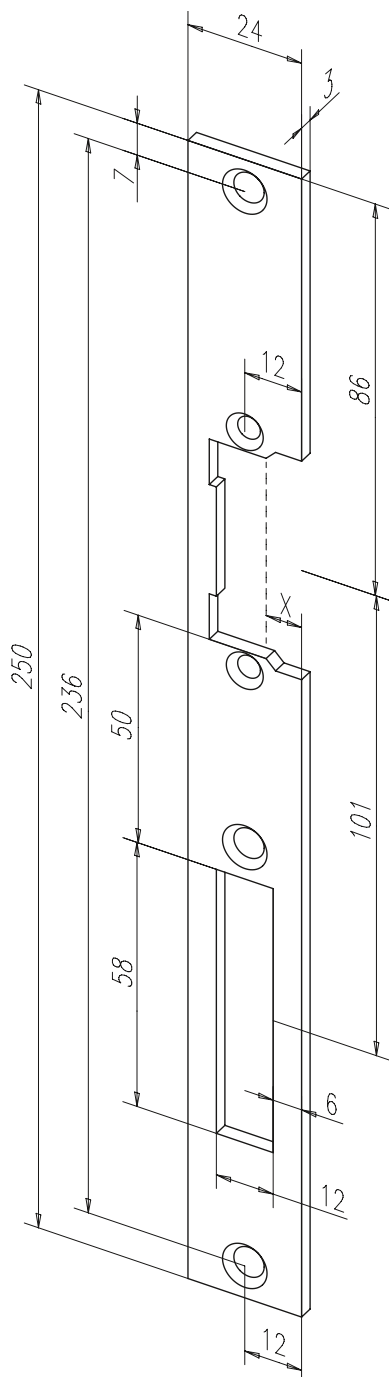
** = Surface

*** = voltage variant and DIN-direction

The calculation of the X-dimension can be found on page 6.

Flat striking plate no. 381

angled



Standard - flat striking plate with latch bolt aperture and dead bolt cutout.

The advantages at a glance

- DIN left and right usable
- With 2 fixing holes
- Additional fixing hole between keeper and dead bolt

Technical attributes	
Length	250 mm
Width	24 mm
Thickness	3 mm
Dead bolt cutout	Yes
Keep guide	No

Surface	DIN direction	Order no.
40 Zinc-coated	1 Universal	-----38140-01

Current strike strike-plate combinations

Model	Order no.		
14	14----381	**	***
17	17----381	**	***
116	116---381	**	***
17RR	17RR--381	**	***
116RR	116RR--381	**	***
19E.210	19E.210381	**	***

** = Surface

*** = voltage variant and DIN-direction

The calculation of the X-dimension can be found on page 6.

Flat striking plate no. 385 angled

Standard - flat striking plate with latch bolt aperture and without dead bolt cutout.

The advantages at a glance

- DIN left and right usable
- With 2 fixing holes

Technical attributes	
Length	250 mm
Width	24 mm
Thickness	3 mm
Dead bolt cutout	No
Keep guide	No

Surface	DIN direction	Order no.
35 Stainless steel	1 Universal	-----38535-01

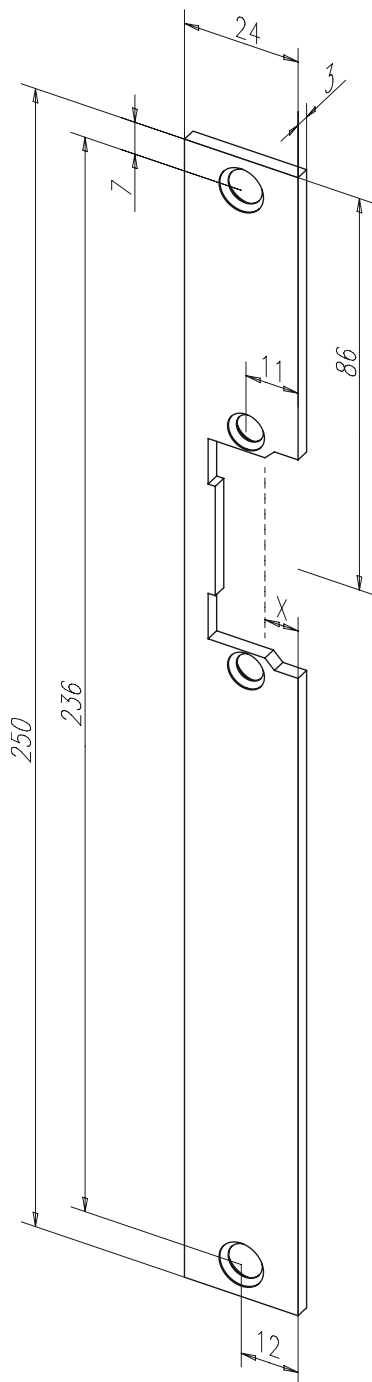
Current strike strike-plate combinations

Model	Order no.	
14A	14A----385	** ***
17	17----385	** ***
116	116----385	** ***
342	342----385	** ***

** = Surface

*** = voltage variant and DIN-direction

The calculation of the X-dimension can be found on page 6.



Flat striking plate no. 394

angled

Standard - flat striking plate with latch bolt aperture and dead bolt cutout.

The advantages at a glance

- DIN left and right usable

Technical attributes	
Length	250 mm
Width	25 mm
Thickness	3 mm
Dead bolt cutout	Yes
Keep guide	No

Surface	DIN direction	Order no.
02 Grey	1 Universal	-----39402-01
35 Stainless steel	1 Universal	-----39435-01

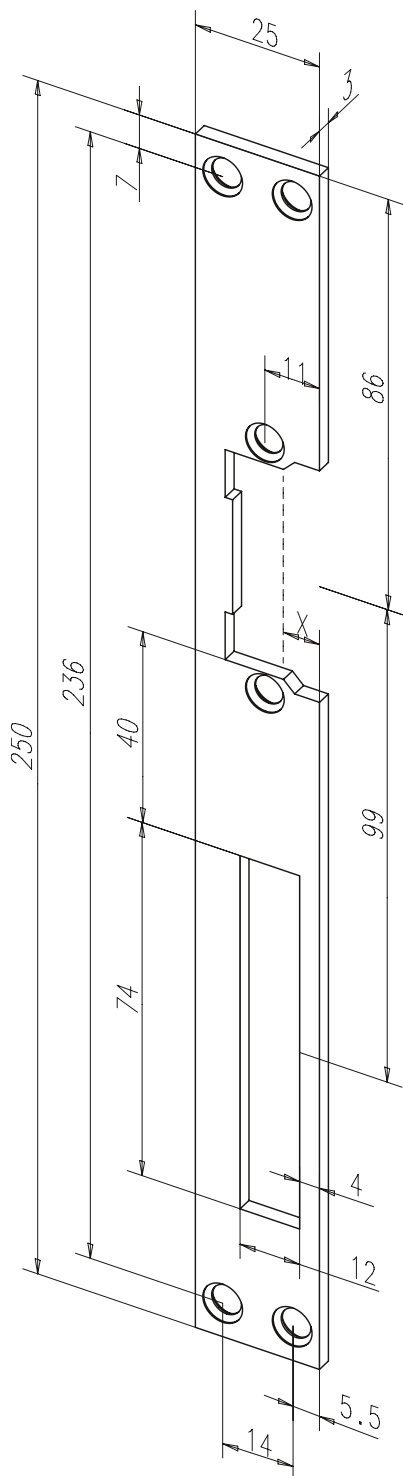
Current strike strike-plate combinations

Model	Order no.	
14	14----394	** ***
14RR	14RR--394	** ***
17	17----394	** ***
116	116---394	** ***
17RR	17RR--394	** ***
116RR	116RR--394	** ***
342U	342U--394	** ***
342URR	342URR-394	** ***

** = Surface

*** = voltage variant and DIN-direction

The calculation of the X-dimension can be found on page 6.



Flat striking plate no. 426

angled

Flat striking plate with latch bolt aperture and dead bolt cutout.

The advantages at a glance

- DIN left and right usable

Technical attributes

Length	250 mm
Width	25 mm
Thickness	3 mm
Dead bolt cutout	Yes
Keep guide	No

Surface	DIN direction	Order no.
40 Zinc-coated	1 Universal	-----42640-01

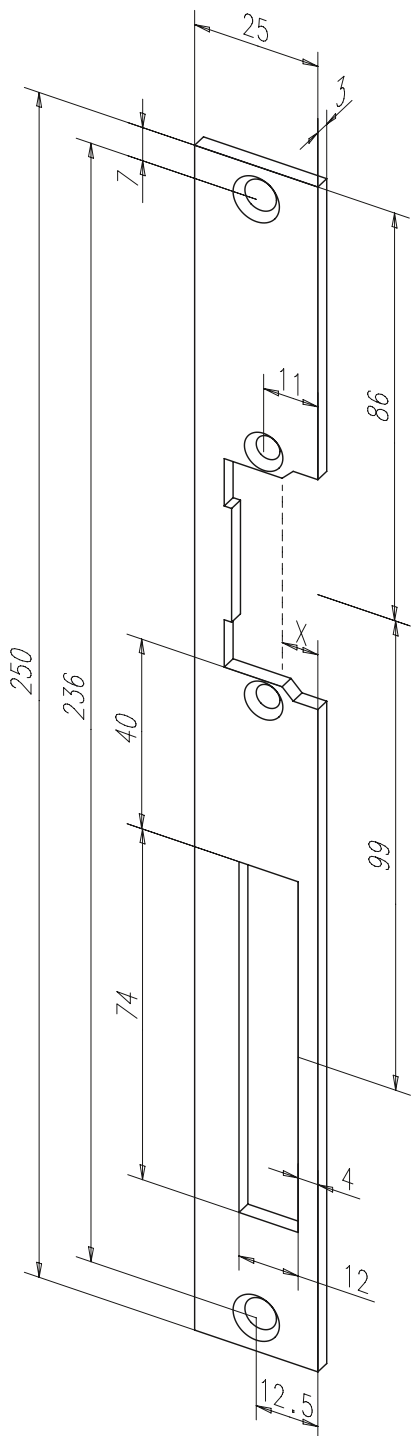
Current strike strike-plate combinations

Model	Order no.	
14	14----426	** ***
14RR	14RR---426	** ***
17	17----426	** ***
116	116----426	** ***
17RR	17RR---426	** ***
116RR	116RR--426	** ***
342U	342U---426	** ***
342URR	342URR-426	** ***

** = Surface

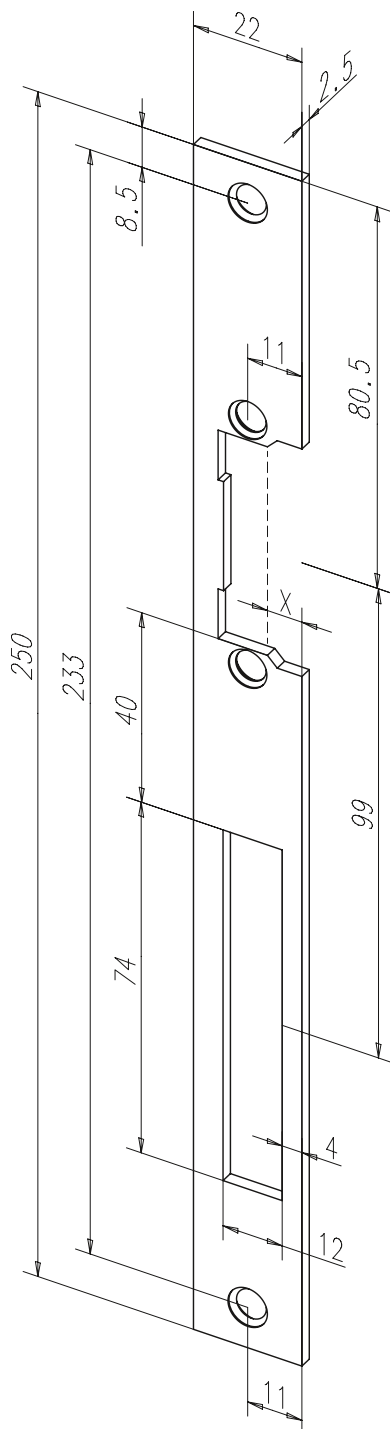
*** = voltage variant and DIN-direction

The calculation of the X-dimension can be found on page 6.



Flat striking plate no. 434

angled



Flat striking plate with latch bolt aperture and dead bolt cutout.

The advantages at a glance

- DIN left and right usable
- 22 mm narrow

Technical attributes	
Length	250 mm
Width	22 mm
Thickness	2,5 mm
Dead bolt cutout	Yes
Keep guide	No

Surface	DIN direction	Order no.
01 Gold	1 Universal	-----43401-01
35 Stainless steel	1 Universal	-----43435-01

Current strike strike-plate combinations

Model	Order no.		
19	19----434	**	***
118	118----434	**	***
119E	119E--434	**	***
19E.210	19E.210434	**	***

** = Surface

*** = voltage variant and DIN-direction

The calculation of the X-dimension can be found on page 6.

Flat striking plate no. 443

angled

Flat striking plate with latch bolt aperture and dead bolt cutout.

The advantages at a glance

- DIN left and right usable
- 22 mm narrow

Technical attributes

Length	250 mm
Width	22 mm
Thickness	3 mm
Dead bolt cutout	Yes
Keep guide	No

Surface	DIN direction	Order no.
35 Stainless steel	1 Universal	-----44335-01

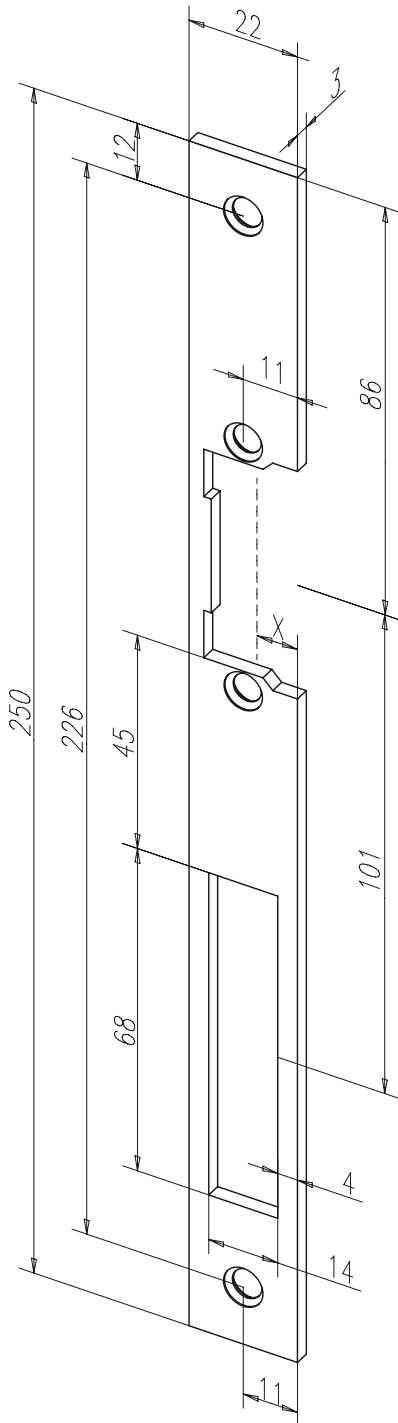
Current strike strike-plate combinations

Model	Order no.		
19	19-----443	**	***
118	118-----443	**	***

** = Surface

*** = voltage variant and DIN-direction

The calculation of the X-dimension can be found on page 6.



Flat striking plate no. 444

angled

Flat striking plate with latch bolt aperture and dead bolt cutout.

The advantages at a glance

- DIN left and right usable
- 22 mm narrow

Technical attributes	
Length	250 mm
Width	22 mm
Thickness	3 mm
Dead bolt cutout	Yes
Keep guide	No

Surface	DIN direction	Order no.
02 Grey	1 Universal	-----44402-01
35 Stainless steel	1 Universal	-----44435-01

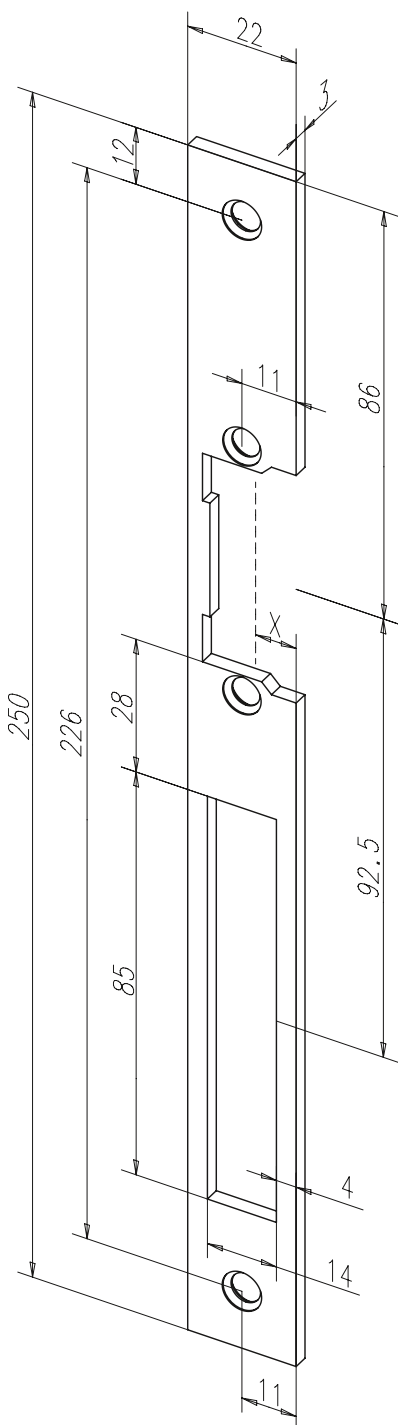
Current strike strike-plate combinations

Model	Order no.		
19	19----444	**	***
118	118----444	**	***

** = Surface

*** = voltage variant and DIN-direction

The calculation of the X-dimension can be found on page 6.



Flat striking plate no. 445

angled

Flat striking plate with latch bolt aperture and dead bolt cutout.

The advantages at a glance

- DIN left and right usable
- 22 mm narrow

Technical attributes

Length	250 mm
Width	22 mm
Thickness	3 mm
Dead bolt cutout	Yes
Keep guide	No

Surface	DIN direction	Order no.
01 Gold	1 Universal	-----44501-01
02 Grey	1 Universal	-----44502-01
35 Stainless steel	1 Universal	-----44535-01
40 Zinc-coated	1 Universal	-----44540-01

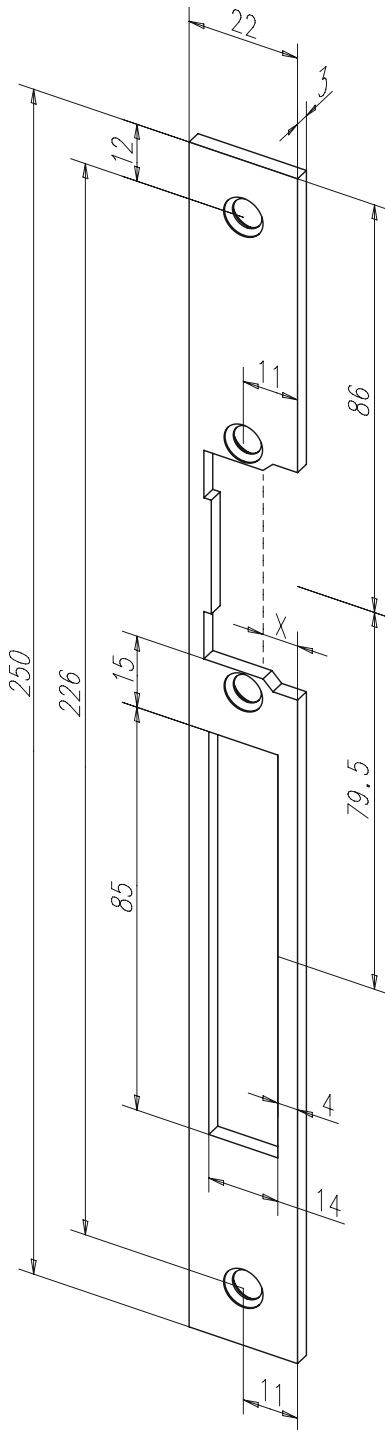
Current strike strike-plate combinations

Model	Order no.
19	19-----445 ** ***
118	118-----445 ** ***

** = Surface

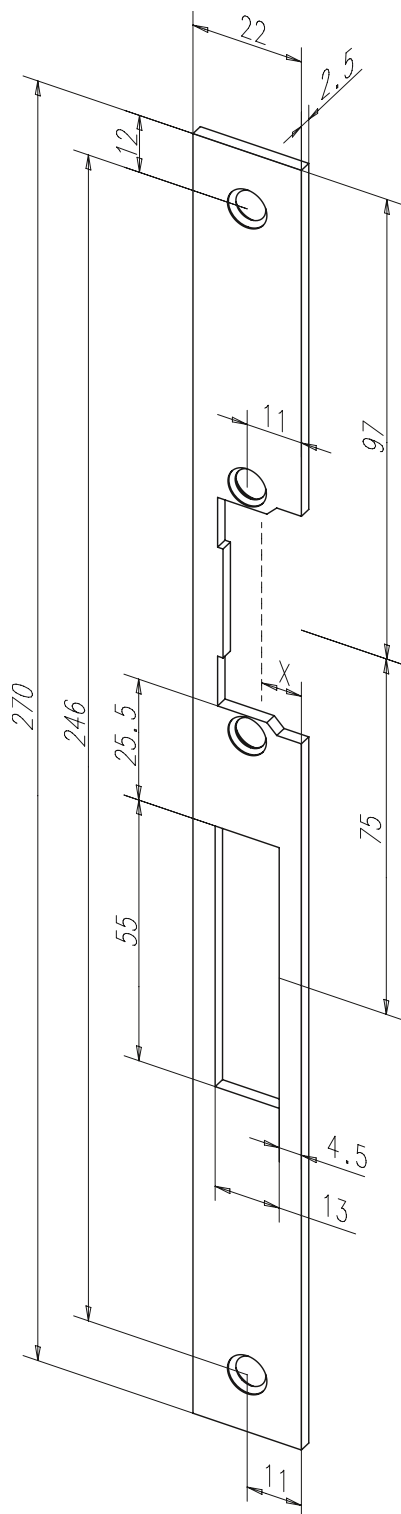
*** = voltage variant and DIN-direction

The calculation of the X-dimension can be found on page 6.



Flat striking plate no. 467

angled



Flat striking plate with latch bolt aperture and dead bolt cutout.

The advantages at a glance

- DIN left and right usable
- 22 mm narrow

Technical attributes	
Length	270 mm
Width	22 mm
Thickness	2,5 mm
Dead bolt cutout	Yes
Keep guide	No

Surface	DIN direction	Order no.
40 Zinc-coated	1 Universal	-----46740-01

Current strike strike-plate combinations

Model	Order no.		
19	19----467	**	***
118	118----467	**	***

** = Surface

*** = voltage variant and DIN-direction

The calculation of the X-dimension can be found on page 6.

Flat striking plate no. 769

angled

Flat striking plate with latch bolt aperture and dead bolt cutout.

The advantages at a glance

- DIN left and right usable
- Additional fixing hole between keeper and dead bolt

Technical attributes

Length	245 mm
Width	28 mm
Thickness	3 mm
Dead bolt cutout	Yes
Keep guide	No

Surface	DIN direction	Order no.
40 Zinc-coated	1 Universal	-----76940-01

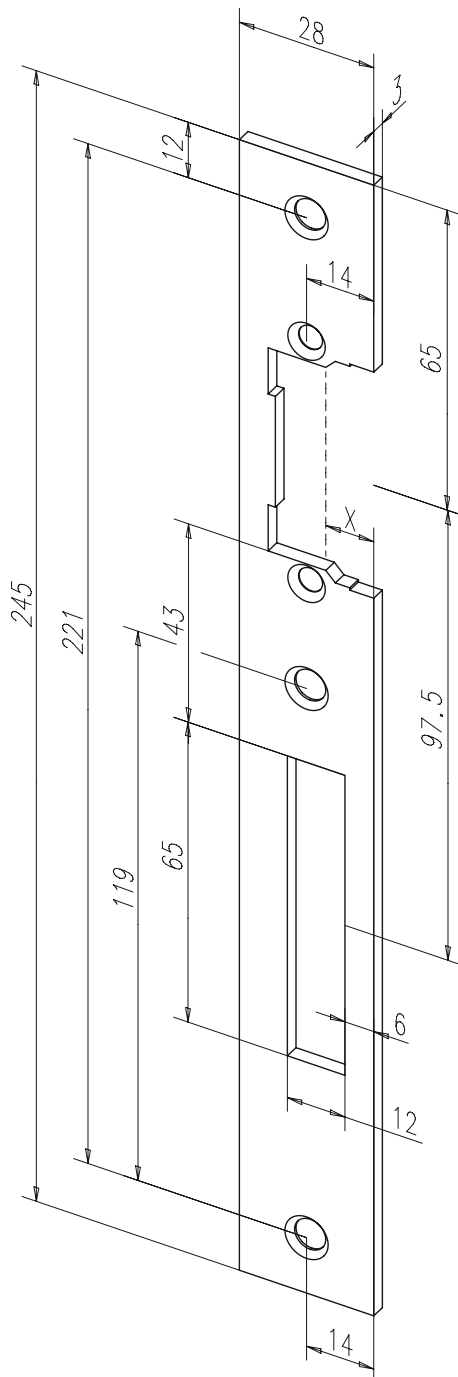
Current strike strike-plate combinations

Model	Order no.		
17	17----769	**	***
116	116----769	**	***
118	118----769	**	***

** = Surface

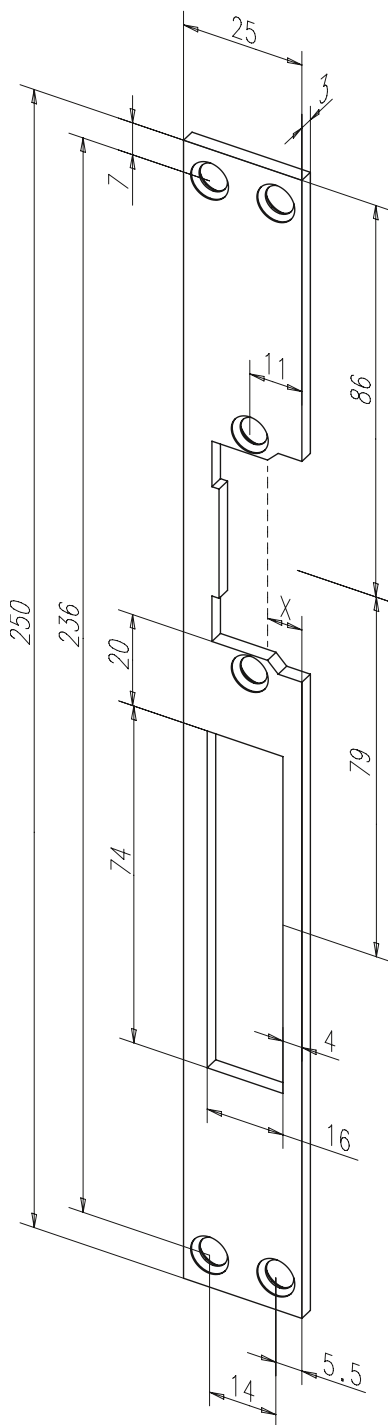
*** = voltage variant and DIN-direction

The calculation of the X-dimension can be found on page 6.



Flat striking plate no. 814

angled



Standard - flat striking plate with latch bolt aperture and dead bolt cutout.

The advantages at a glance

- DIN left and right usable

Technical attributes	
Length	250 mm
Width	25 mm
Thickness	3 mm
Dead bolt cutout	Yes
Keep guide	No

Surface	DIN direction	Order no.
40 Zinc-coated	1 Universal	-----81440-01

Current strike strike-plate combinations

Model	Order no.		
14	14---814	**	***
17	17---814	**	***
116	116---814	**	***
118	118---814	**	***
342U	342U---814	**	***

** = Surface

*** = voltage variant and DIN-direction

The calculation of the X-dimension can be found on page 6.

Flat striking plate no. 843 angled

Standard - flat striking plate with latch bolt aperture and dead bolt cutout.

The advantages at a glance

- DIN left and right usable

Technical attributes	
Length	250 mm
Width	25 mm
Thickness	3 mm
Dead bolt cutout	Yes
Keep guide	No

Surface	DIN direction	Order no.
35 Stainless steel	1 Universal	-----84335-01

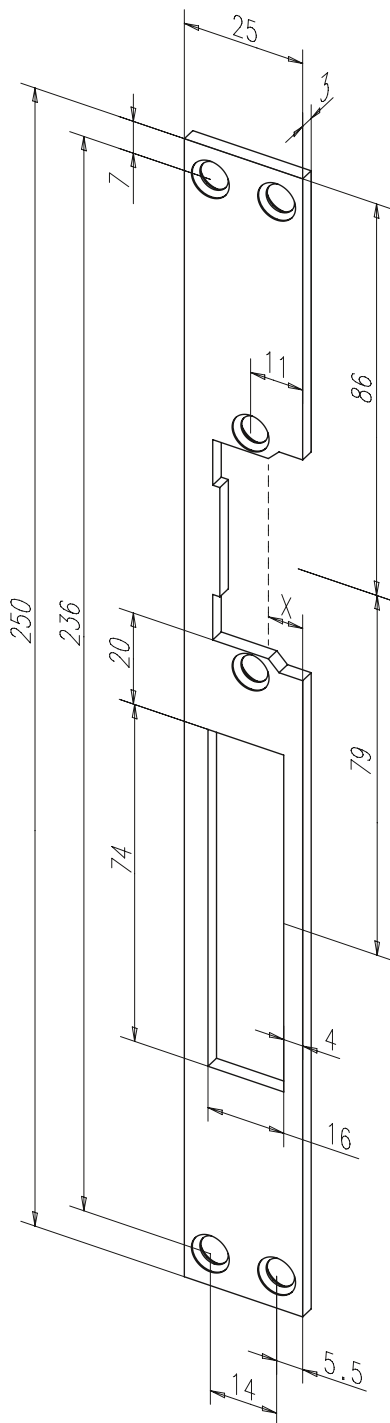
Current strike strike-plate combinations

Model	Order no.		
14S	14S---843	**	***
128E	128E---843	**	***

** = Surface

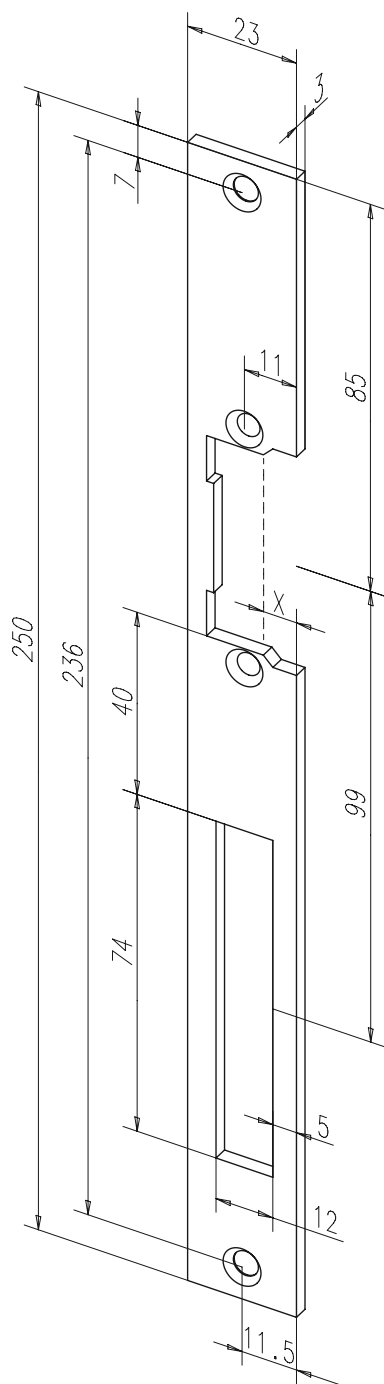
*** = voltage variant and DIN-direction

The calculation of the X-dimension can be found on page 6.



Flat striking plate no. 855

angled



Flat striking plate with latch bolt aperture and dead bolt cutout.

The advantages at a glance

- DIN left and right usable

Technical attributes	
Length	250 mm
Width	23 mm
Thickness	3 mm
Dead bolt cutout	Yes
Keep guide	No

Surface	DIN direction	Order no.
02 Grey	1 Universal	-----85502-01
35 Stainless steel	1 Universal	-----85535-01

Current strike strike-plate combinations

Model	Order no.		
19	19----855	**	***
118	118----855	**	***

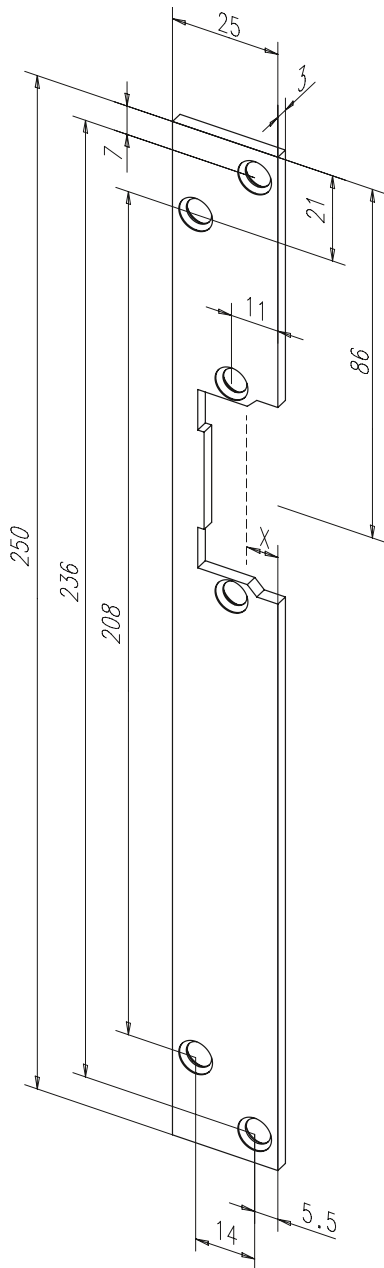
** = Surface

*** = voltage variant and DIN-direction

The calculation of the X-dimension can be found on page 6.

Flat striking plate no. 011

angled



Standard - flat striking plate with latch bolt aperture.

The advantages at a glance

- DIN left and right usable
- Without dead bolt cutout

Technical attributes

Length	250 mm
Width	25 mm
Thickness	3 mm
Dead bolt cutout	No
Keep guide	No

Surface	DIN direction	Order no.
01 Gold	1 Universal	-----01101-01
02 Grey	1 Universal	-----01102-01
40 Zinc-coated	1 Universal	-----01140-01

Current strike strike-plate combinations

Model	Order no.	
14RR	14RR--011	** ***
17RR	17RR--011	** ***
14EFF	14EFF--011	** ***
17E	17E---011	** ***
116E	116E---011	** ***
27E	27E---011	** ***
126E	126E---011	** ***

** = Surface

*** = voltage variant and DIN-direction

The calculation of the X-dimension can be found on page 6.

Flat striking plate no. 002

prepared for bolt switch contact

Standard - flat striking plate with latch bolt aperture and dead bolt cutout.

The advantages at a glance

- Prepared for bolt switch contact 878
- DIN left and right usable

Technical attributes

Length	250 mm
Width	25 mm
Thickness	3 mm
Dead bolt cutout	Yes
Keep guide	No

Surface	DIN direction	Order no.
35 Stainless steel	1 Universal	-----00235-01
40 Zinc-coated	1 Universal	-----00240-01

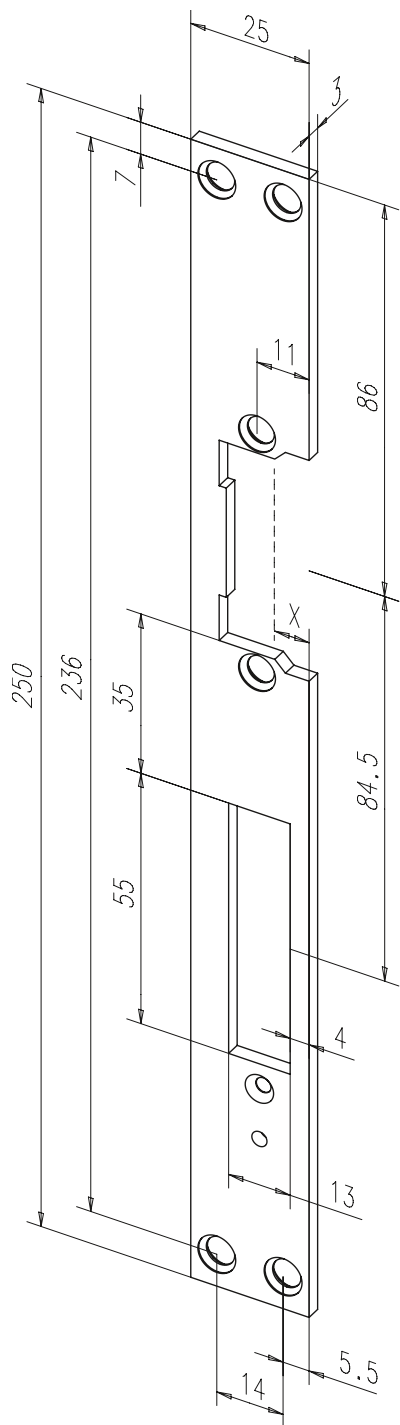
Current strike strike-plate combinations

Model	Order no.		
14	14----002	**	***
14RR	14RR--002	**	***
17	17----002	**	***
116	116---002	**	***
17RR	17RR--002	**	***
116RR	116RR-002	**	***
342U	342U--002	**	***
342URR	342URR-002	**	***
878	878---002	**	***

** = Surface

*** = voltage variant and DIN-direction

The calculation of the X-dimension can be found on page 6.



Flat striking plate no. 121

short, without dead bolt cutout, rounded

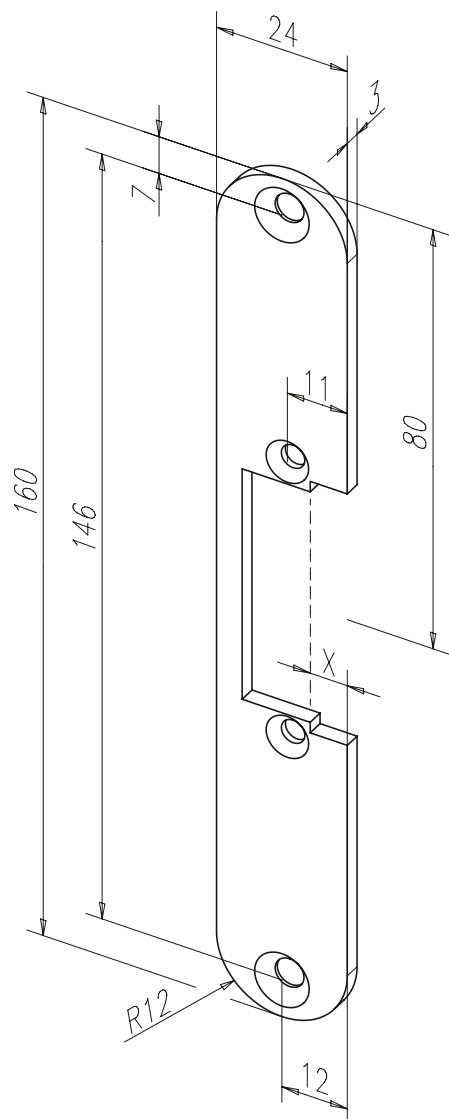
Short flat striking plate with latch bolt aperture.

The advantages at a glance

- DIN left and right usable

Technical attributes	
Length	160 mm
Width	24 mm
Thickness	3 mm
Dead bolt cutout	No
Keep guide	No

Surface	DIN direction	Order no.
35 Stainless steel	1 Universal	-----12135-01



Current strike strike-plate combinations

Model	Order no.	**	***
914U-09	914U-09121	**	***
914U-13	914U-13121	**	***
914UR09	914UR09121	**	***
914UR13	914UR13121	**	***
934U-09	934U-09121	**	***
934U-13	934U-13121	**	***
934UR09	934UR09121	**	***
934UR13	934UR13121	**	***

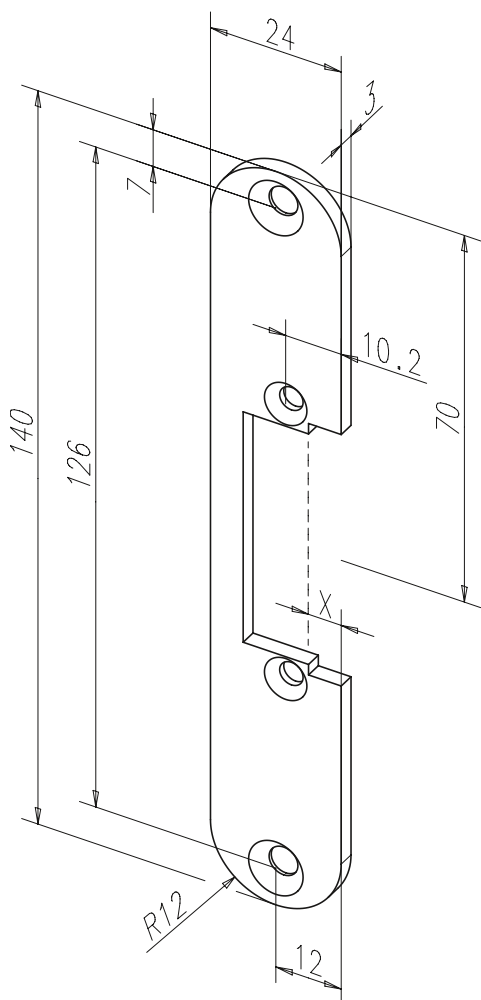
** = Surface

*** = voltage variant and DIN-direction

The calculation of the X-dimension can be found on page 6.

Flat striking plate no. 126

short, without dead bolt cutout, rounded



Short flat striking plate with latch bolt aperture.

The advantages at a glance

- DIN left and right usable
- With radius

Technical attributes

Length	140 mm
Width	24 mm
Thickness	3 mm
Dead bolt cutout	No
Keep guide	No

Surface	DIN direction	Order no.
35 Stainless steel	1 Universal	-----12635-01

Current strike strike-plate combinations

Model	Order no.	
9334	9334--126	** ***
934	934--126	** ***
9314	9314--126	** ***
914	914--126	** ***
14S	14S--126	** ***

** = Surface

*** = voltage variant and DIN-direction

The calculation of the X-dimension can be found on page 6.

Flat striking plate no. 173

short, without dead bolt cutout, rounded

Short flat striking plate with latch bolt aperture.

The advantages at a glance

- DIN left and right usable
- With radius

Technical attributes

Length	140 mm
Width	24 mm
Thickness	3 mm
Dead bolt cutout	No
Keep guide	No

Surface	DIN direction	Order no.
02 Grey	1 Universal	-----17302-01

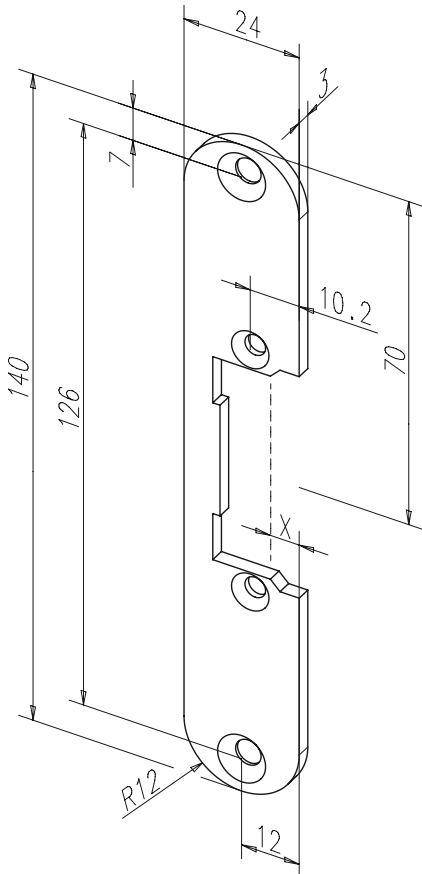
Current strike strike-plate combinations

Model	Order no.	
14	14----173	** ***
17	17----173	** ***
116	116----173	** ***
17RR	17RR---173	** ***
116RR	116RR--173	** ***
342U	342U---173	** ***
118	118----173	** ***

** = Surface

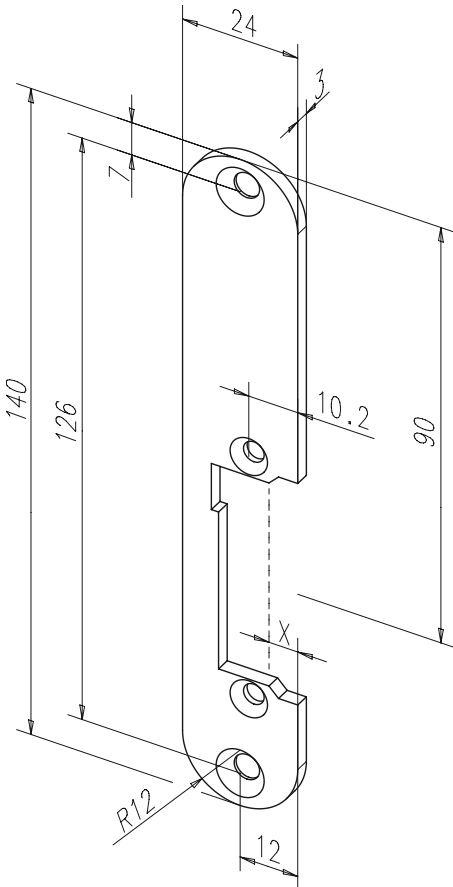
*** = voltage variant and DIN-direction

The calculation of the X-dimension can be found on page 6.



Flat striking plate no. 185

short, without dead bolt cutout, rounded



Short flat striking plate with latch bolt aperture.

The advantages at a glance

- With radius

Technical attributes	
Length	140 mm
Width	24 mm
Thickness	3 mm
Dead bolt cutout	No
Keep guide	No

Surface	DIN direction	Order no.
02 Grey	4 Left	-----18502-04
02 Grey	5 Right	-----18502-05

Current strike strike-plate combinations

Model	Order no.
14ES	14ES---185 ** ***
14S	14S----185 ** ***
1410	1410--185 ** ***
34S	34S----185 ** ***

** = Surface

*** = voltage variant and DIN-direction

The calculation of the X-dimension can be found on page 6.

Flat striking plate no. 096

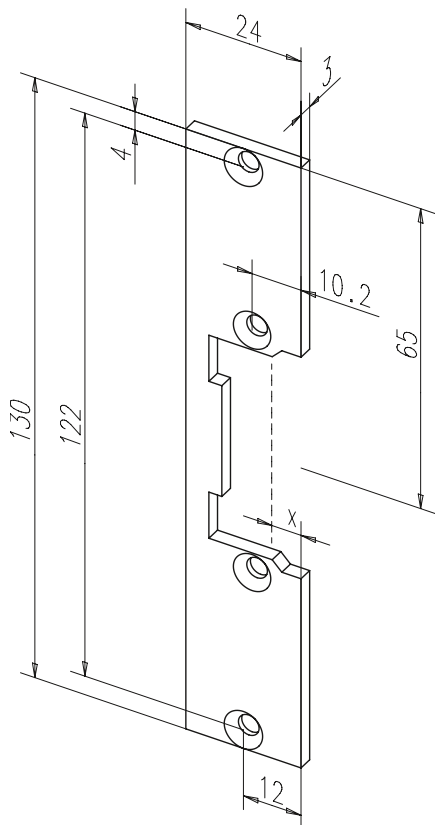
short, without dead bolt cutout, angled

Short flat striking plate with latch bolt aperture.

The advantages at a glance

- DIN left and right usable

Technical attributes	
Length	130 mm
Width	24 mm
Thickness	3 mm
Dead bolt cutout	No
Keep guide	No



Surface	DIN direction	Order no.
01 Gold	1 Universal	-----09601-01
02 Grey	1 Universal	-----09602-01
35 Stainless steel	1 Universal	-----09635-01
40 Zinc-coated	1 Universal	-----09640-01

Current strike strike-plate combinations

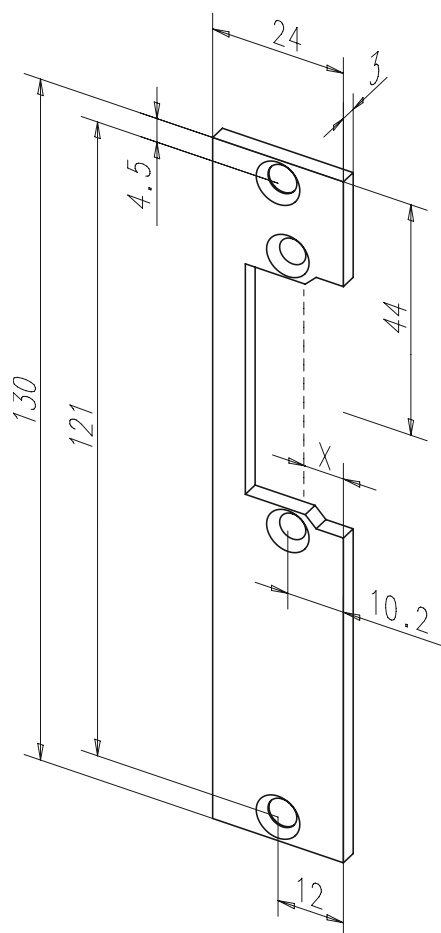
Model	Order no.
14	14----096 ** ***
17	17----096 ** ***
116	116----096 ** ***
17RR	17RR--096 ** ***
116RR	116RR-096 ** ***
142U	142U--096 ** ***
142UR	142UR-096 ** ***
342U	342U--096 ** ***
14S	14S---096 ** ***
118	118----096 ** ***

** = Surface
 *** = voltage variant and DIN-direction

The calculation of the X-dimension can be found on page 6.

Flat striking plate no. 098

short, without dead bolt cutout, angled



Short flat striking plate with latch bolt aperture.

The advantages at a glance

- DIN left and right usable

Technical attributes	
Length	130 mm
Width	24 mm
Thickness	3 mm
Dead bolt cutout	No
Keep guide	No

Surface	DIN direction	Order no.
01 Gold	1 Universal	-----09801-01
02 Grey	1 Universal	-----09802-01
35 Stainless steel	1 Universal	-----09835-01
40 Zinc-coated	1 Universal	-----09840-01

Current strike strike-plate combinations

Model	Order no.		
142US	142US--098	**	***
142USR	142USR-098	**	***
14ES	14ES---098	**	***
34SFF	34SFF--098	**	***
24S	24S----098	**	***

** = Surface

*** = voltage variant and DIN-direction

The calculation of the X-dimension can be found on page 6.

Flat striking plate no. 106

short, without dead bolt cutout, angled

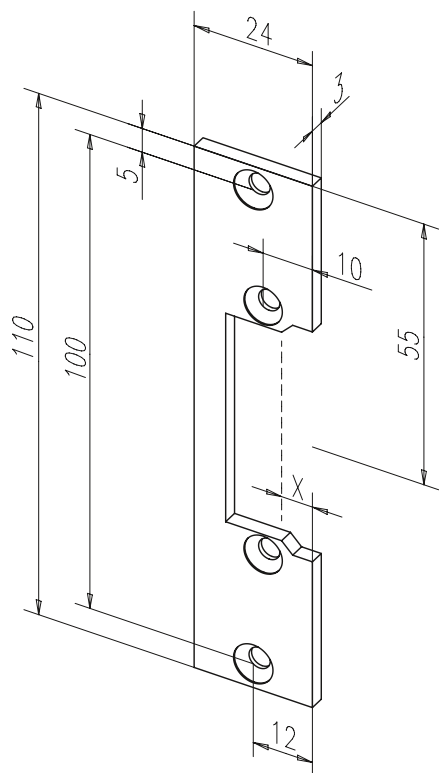
Short flat striking plate with latch bolt aperture.

The advantages at a glance

- DIN left and right usable

Technical attributes

Length	110 mm
Width	24 mm
Thickness	3 mm
Dead bolt cutout	No
Keep guide	No



Surface	DIN direction	Order no.
01 Gold	1 Universal	-----10601-01
02 Grey	1 Universal	-----10602-01
35 Stainless steel	1 Universal	-----10635-01
40 Zinc-coated	1 Universal	-----10640-01

Current strike strike-plate combinations

Model	Order no.
17	17----106 ** ***
116	116----106 ** ***
111	111----106 ** ***
118	118----106 ** ***

** = Surface

*** = voltage variant and DIN-direction

The calculation of the X-dimension can be found on page 6.

Flat striking plate no. 107

short, without dead bolt cutout, angled

Short flat striking plate with latch bolt aperture.

The advantages at a glance

- DIN left and right usable
- With 4 fixing holes

Technical attributes

Length	110 mm
Width	24 mm
Thickness	3 mm
Dead bolt cutout	No
Keep guide	No

Surface	DIN direction	Order no.
02 Grey	1 Universal	-----10702-01
40 Zinc-coated	1 Universal	-----10740-01

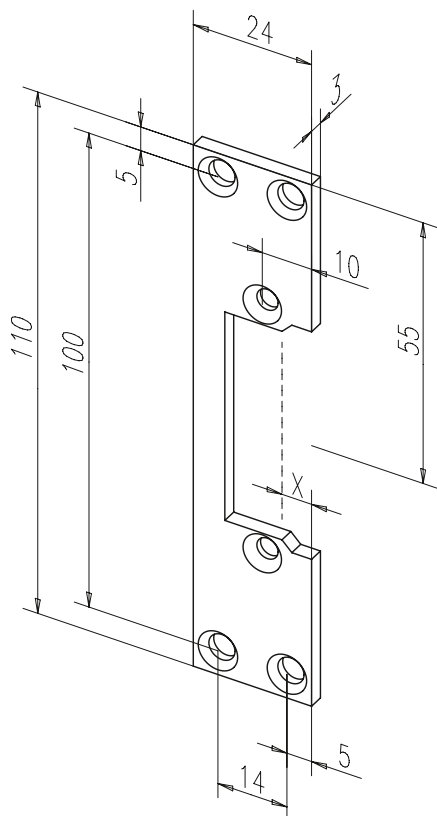
Current strike strike-plate combinations

Model	Order no.	
17	17----107	** ***
116	116----107	** ***
118E	118E---107	** ***

** = Surface

*** = voltage variant and DIN-direction

The calculation of the X-dimension can be found on page 6.



Flat striking plate no. 120

short, without dead bolt cutout, angled

Short flat striking plate with latch bolt aperture.

The advantages at a glance

- DIN left and right usable

Technical attributes	
Length	160 mm
Width	25 mm
Thickness	3 mm
Dead bolt cutout	No
Keep guide	No

Surface	DIN direction	Order no.
01 Gold	1 Universal	-----12001-01
02 Grey	1 Universal	-----12002-01
35 Stainless steel	1 Universal	-----12035-01
40 Zinc-coated	1 Universal	-----12040-01

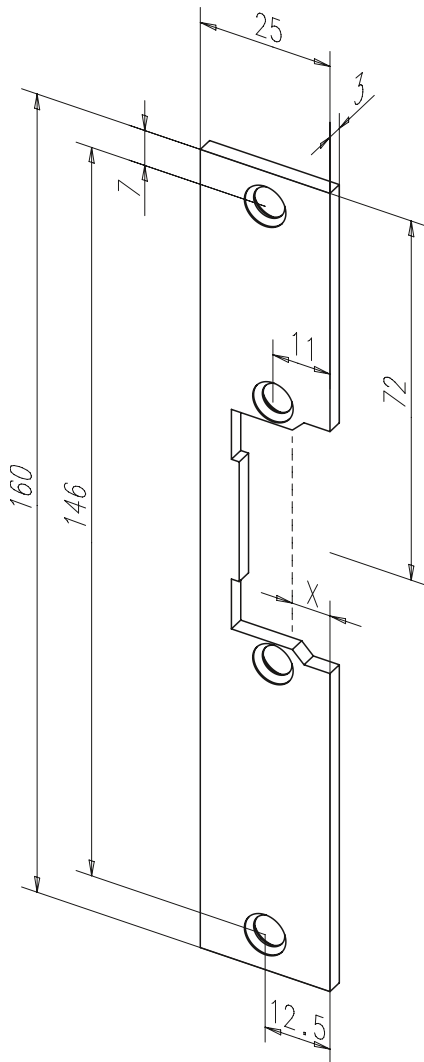
Current strike strike-plate combinations

Model	Order no.
14	14----120 ** ***
14RR	14RR--120 ** ***
17	17----120 ** ***
116	116---120 ** ***
17RR	17RR--120 ** ***
116RR	116RR--120 ** ***
342U	342U---120 ** ***
342URR	342URR-120 ** ***

** = Surface

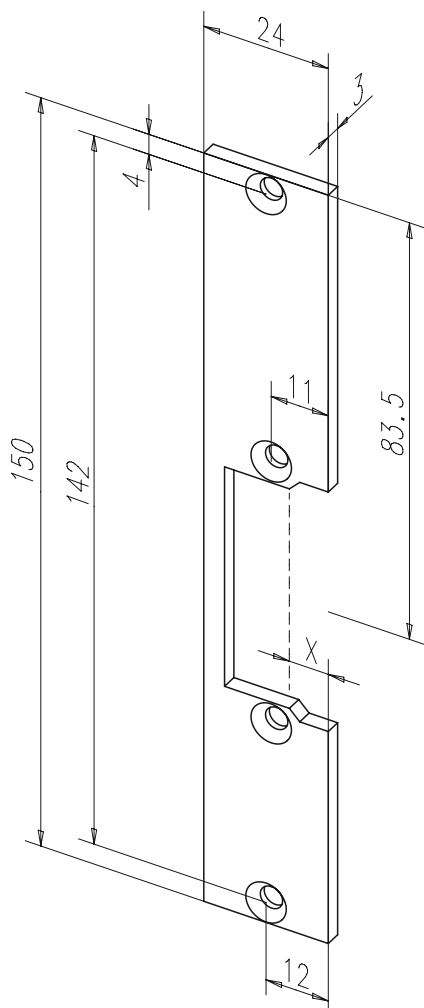
*** = voltage variant and DIN-direction

The calculation of the X-dimension can be found on page 6.



Flat striking plate no. 128

short, without dead bolt cutout, angled



Short flat striking plate with latch bolt aperture.

The advantages at a glance

- DIN left and right usable

Technical attributes	
Length	150 mm
Width	24 mm
Thickness	3 mm
Dead bolt cutout	No
Keep guide	No

Surface	DIN direction	Order no.
02 Grey	1 Universal	-----12802-01

Current strike strike-plate combinations

Model	Order no.	
9014U	9014U-128	** ***
9014U15	9014U15128	** ***
9014UR	9014UR-128	** ***
9016U15	9016U15128	** ***
9034U	9034U-128	** ***
9034U15	9034U15128	** ***
9034UR	9034UR-128	** ***
9036U15	9036U15128	** ***

** = Surface

*** = voltage variant and DIN-direction

The calculation of the X-dimension can be found on page 6.

Flat striking plate no. 293

short, without dead bolt cutout, angled

Short flat striking plate with latch bolt aperture.

The advantages at a glance

- DIN left and right usable

Technical attributes

Length	160 mm
Width	24 mm
Thickness	3 mm
Dead bolt cutout	No
Keep guide	No

Surface	DIN direction	Order no.
02 Grey	1 Universal	-----29302-01

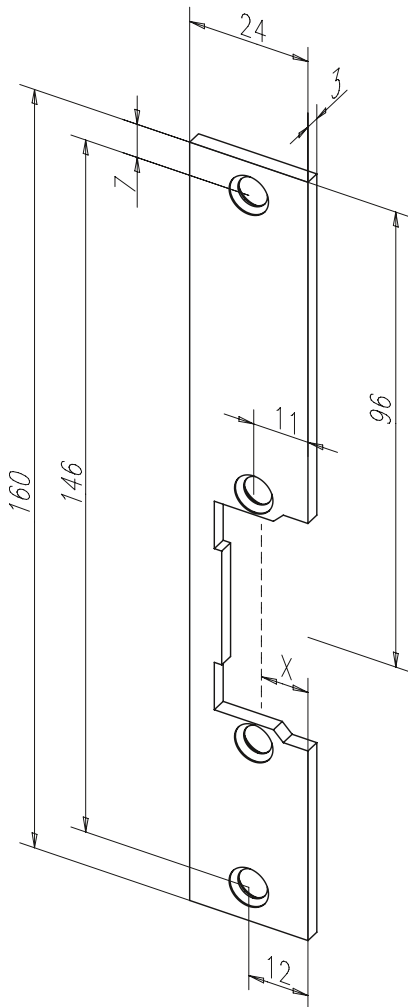
Current strike strike-plate combinations

Model	Order no.	
14	14----293	** ***
14RR	14RR--293	** ***
17	17----293	** ***
116	116---293	** ***
17RR	17RR--293	** ***
116RR	116RR--293	** ***
342U	342U--293	** ***
342URR	342URR-293	** ***

** = Surface

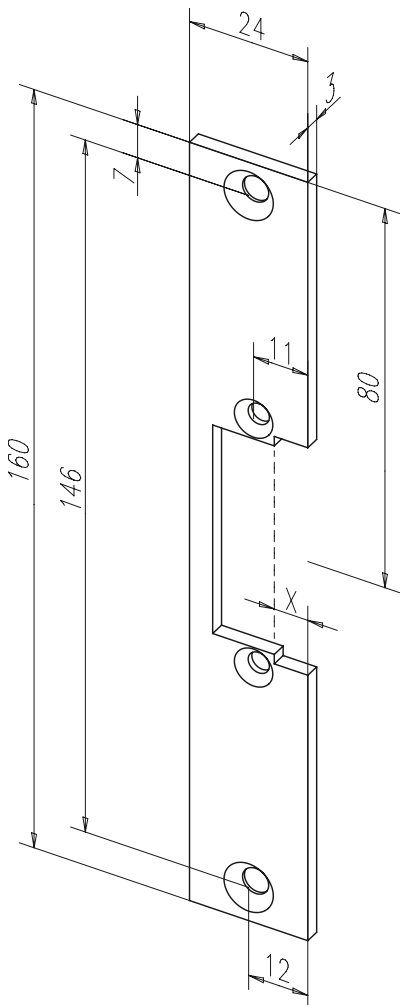
*** = voltage variant and DIN-direction

The calculation of the X-dimension can be found on page 6.



Flat striking plate no. 403

short, without dead bolt cutout, angled



Short flat striking plate with latch bolt aperture.

The advantages at a glance

- DIN left and right usable

Technical attributes	
Length	160 mm
Width	24 mm
Thickness	3 mm
Dead bolt cutout	No
Keep guide	No

Surface	DIN direction	Order no.
35 Stainless steel	1 Universal	-----40335-01

Current strike strike-plate combinations

Model	Order no.	
914U-09	914U-09403	** ***
914U-13	914U-13403	** ***
914UR09	914UR09403	** ***
914UR13	914UR13403	** ***
934U-09	934U-09403	** ***
934U-13	934U-13403	** ***
934UR09	934UR09403	** ***
934UR13	934UR13403	** ***

** = Surface

*** = voltage variant and DIN-direction

The calculation of the X-dimension can be found on page 6.

Flat striking plate no. 436

short, without dead bolt cutout, angled

Short flat striking plate with latch bolt aperture.

The advantages at a glance

- With 4 fixing holes

Technical attributes	
Length	150 mm
Width	25 mm
Thickness	3 mm
Dead bolt cutout	No
Keep guide	No

Surface	DIN direction	Order no.
35 Stainless steel	5 Right	-----43635-05

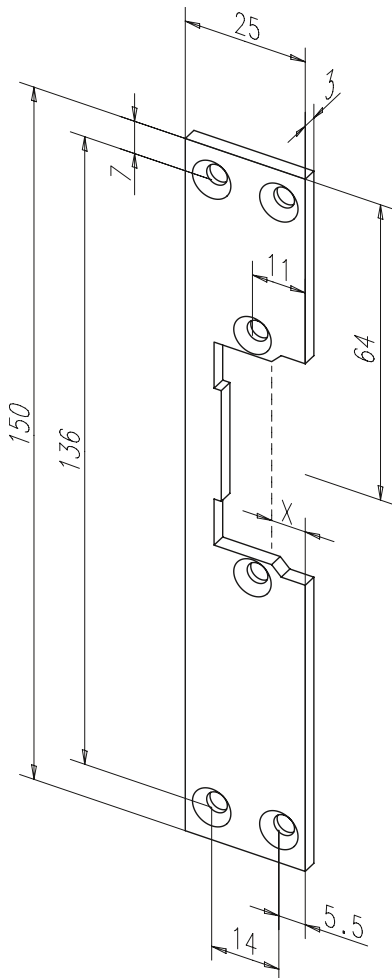
Current strike strike-plate combinations

Model	Order no.
14	14----436 ** ***
17	17----436 ** ***
34	34----436 ** ***

** = Surface

*** = voltage variant and DIN-direction

The calculation of the X-dimension can be found on page 6.



Flat striking plate no. 186 with fix grooves, rounded

Flat striking plate

Standard - flat striking plate with latch bolt aperture and dead bolt cutout.

The advantages at a glance

- With fix grooves
- With 2 fixing holes
- With radius

Technical attributes	
Length	240 mm
Width	24 mm
Thickness	3 mm
Dead bolt cutout	Yes
Keep guide	No

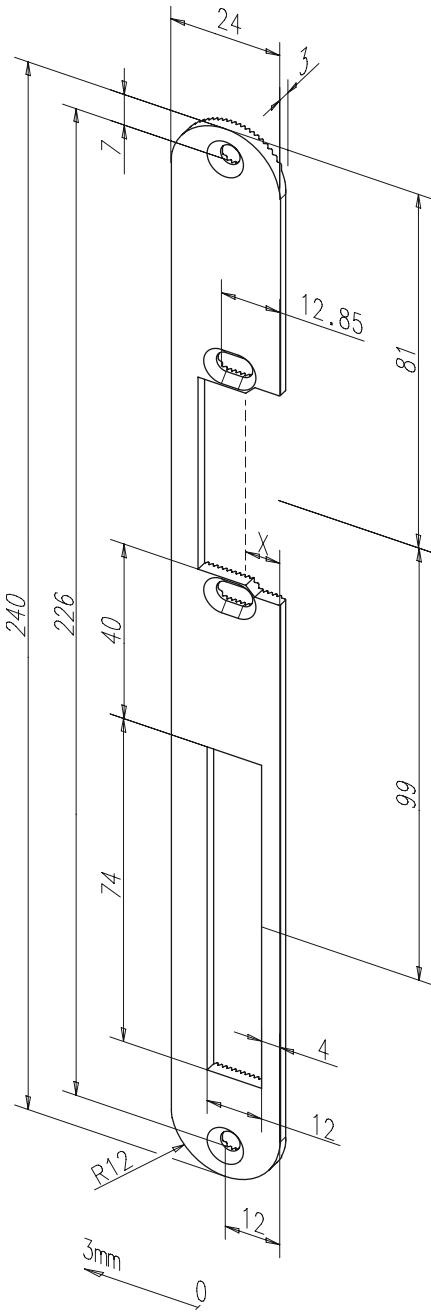
Surface	DIN direction	Order no.
02 Grey	4 Left	-----18602-04
02 Grey	5 Right	-----18602-05

Current strike strike-plate combinations

Model	Order no.	
14F	14F---186	** ***
14RRF	14RRF--186	** ***
12F	12F---186	** ***
12RRF	12RRF--186	** ***
342UF	342UF--186	** ***
342URRF	342URRF186	** ***

** = Surface
*** = voltage variant and DIN-direction

The calculation of the X-dimension can be found on page 6.



Flat striking plate no. 370 with fix grooves, rounded

Standard - flat striking plate with latch bolt aperture and dead bolt cutout.

The advantages at a glance

- With fix grooves
- With 2 fixing holes

Technical attributes

Length	250 mm
Width	24 mm
Thickness	3 mm
Dead bolt cutout	Yes
Keep guide	No

Surface	DIN direction	Order no.
35 Stainless steel	4 Left	-----37035-04
35 Stainless steel	5 Right	-----37035-05
40 Zinc-coated	4 Left	-----37040-04
40 Zinc-coated	5 Right	-----37040-05

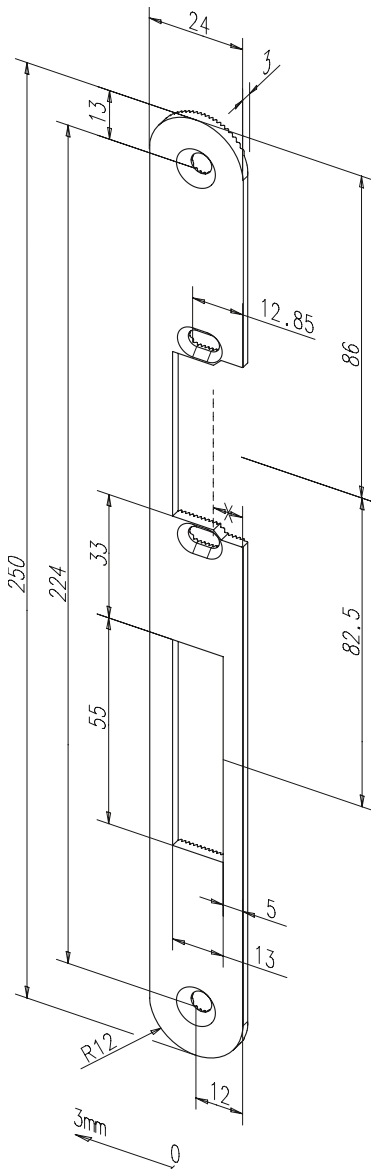
Current strike strike-plate combinations

Model	Order no.	
14F	14F---370	** ***
14RRF	14RRF--370	** ***
12F	12F---370	** ***
12RRF	12RRF--370	** ***
342UF	342UF--370	** ***
342URRF	342URRF370	** ***

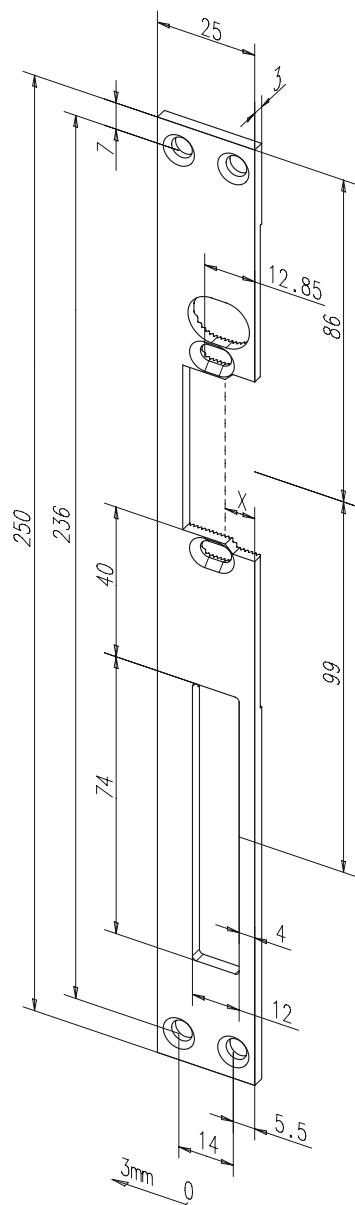
** = Surface

*** = voltage variant and DIN-direction

The calculation of the X-dimension can be found on page 6.



Flat striking plate no. 050 with fix grooves, angled



Flat striking plate with latch bolt aperture and dead bolt cutout.

The advantages at a glance

- With fix grooves
- For waterproof door openers with mechanical unlocking

Technical attributes	
Length	250 mm
Width	25 mm
Thickness	3 mm
Dead bolt cutout	Yes
Keep guide	No

Surface	DIN direction	Order no.
35 Stainless steel	4 Left	-----05035-04
35 Stainless steel	5 Right	-----05035-05
40 Zinc-coated	4 Left	-----05040-04
40 Zinc-coated	5 Right	-----05040-05

Current strike strike-plate combinations

Model	Order no.	**	***
12EF	12EF---050	**	***
22EF	22EF---050	**	***

** = Surface

*** = voltage variant and DIN-direction

The calculation of the X-dimension can be found on page 6.

Flat striking plate no. 051 with fix grooves, angled

Standard - flat striking plate with latch bolt aperture and dead bolt cutout.

The advantages at a glance

- With fix grooves

Technical attributes	
Length	250 mm
Width	25 mm
Thickness	3 mm
Dead bolt cutout	Yes
Keep guide	No

Surface	DIN direction	Order no.
01 Gold	4 Left	-----05101-04
01 Gold	5 Right	-----05101-05
02 Grey	4 Left	-----05102-04
02 Grey	5 Right	-----05102-05
35 Stainless steel	4 Left	-----05135-04
35 Stainless steel	5 Right	-----05135-05
40 Zinc-coated	4 Left	-----05140-04
40 Zinc-coated	5 Right	-----05140-05

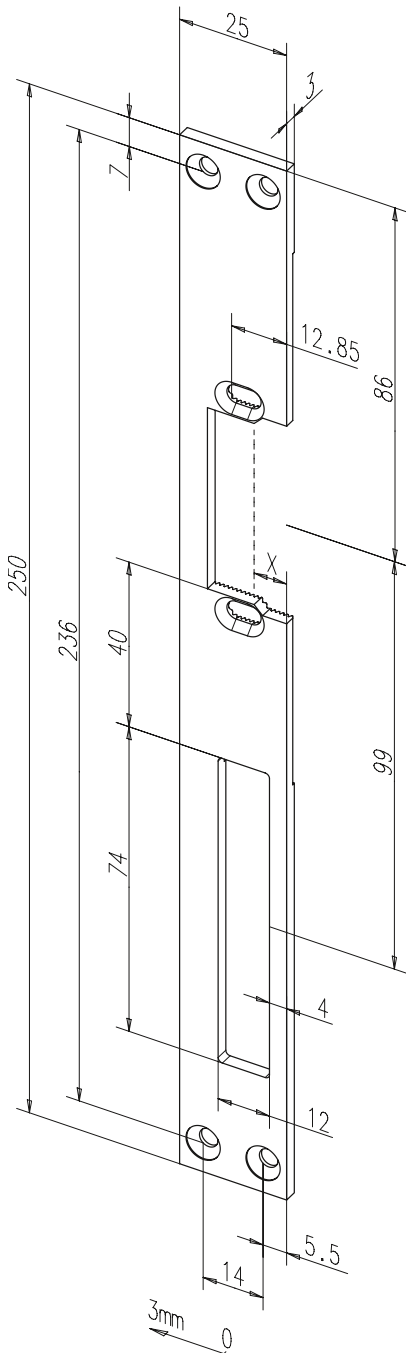
Current strike strike-plate combinations

Model	Order no.	
14F	14F---051	** ***
14RRF	14RRF--051	** ***
12F	12F---051	** ***
12RRF	12RRF--051	** ***
142U	142U---051	** ***
142UR	142UR--051	** ***
142US	142US--051	** ***
142USR	142USR-051	** ***
342UF	342UF-051	** ***

** = Surface

*** = voltage variant and DIN-direction

The calculation of the X-dimension can be found on page 6.



Flat striking plate no. 052 with fix grooves, angled

Flat striking plate with latch bolt aperture.

The advantages at a glance

- With fix grooves
- Without dead bolt cutout

Technical attributes

Length	250 mm
Width	25 mm
Thickness	3 mm
Dead bolt cutout	No
Keep guide	No

Surface	DIN direction	Order no.
02 Grey	4 Left	-----05202-04
02 Grey	5 Right	-----05202-05

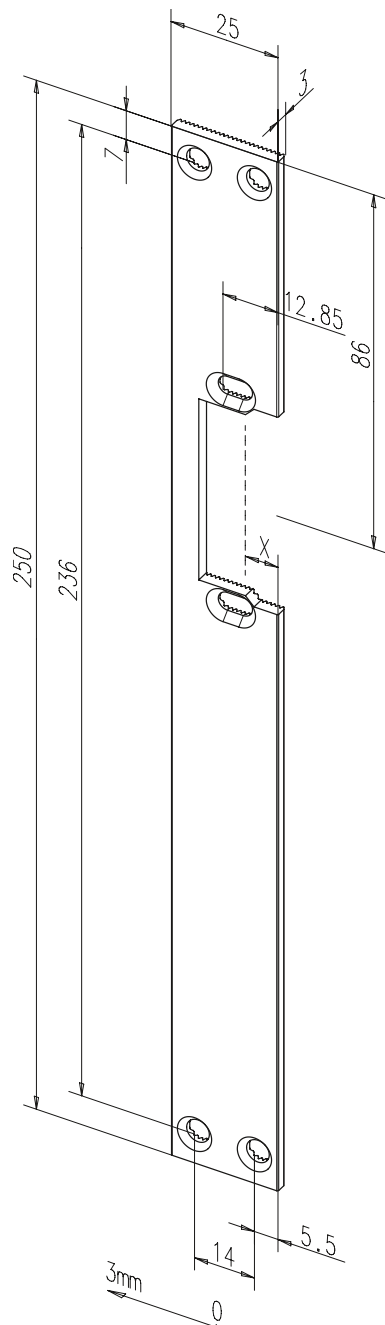
Current strike strike-plate combinations

Model	Order no.	
14F	14F---052	** ***
14RRF	14RRF--052	** ***
12F	12F---052	** ***
12RRF	12RRF--052	** ***
342UF	342UF-052	** ***
342URRF	342URRF052	** ***

** = Surface

*** = voltage variant and DIN-direction

The calculation of the X-dimension can be found on page 6.



Flat striking plate no. 287 with fix grooves, angled

Standard - flat striking plate with latch bolt aperture and dead bolt cutout.

The advantages at a glance

- With fix grooves
- With 2 fixing holes

Technical attributes

Length	250 mm
Width	25 mm
Thickness	3 mm
Dead bolt cutout	Yes
Keep guide	No

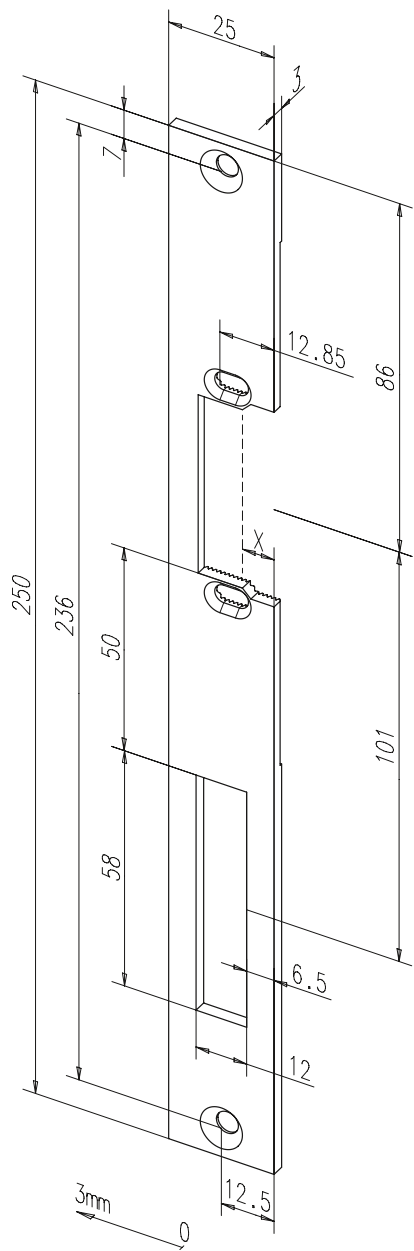
Surface	DIN direction	Order no.
02 Grey	4 Left	-----28702-04
02 Grey	5 Right	-----28702-05
35 Stainless steel	4 Left	-----28735-04
35 Stainless steel	5 Right	-----28735-05
40 Zinc-coated	4 Left	-----28740-04
40 Zinc-coated	5 Right	-----28740-05

Current strike strike-plate combinations

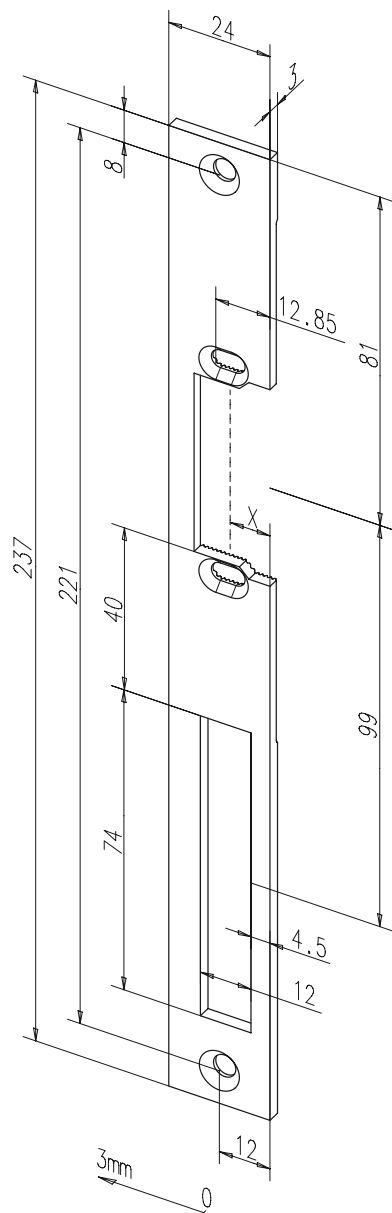
Model	Order no.	
14F	14F---287	** ***
14RRF	14RRF--287	** ***
12F	12F---287	** ***
12RRF	12RRF--287	** ***
342UF	342UF--287	** ***
342URRF	342URRF287	** ***

** = Surface
*** = voltage variant and DIN-direction

The calculation of the X-dimension can be found on page 6.



Flat striking plate no. 318 with fix grooves, angled



Standard - flat striking plate with latch bolt aperture and dead bolt cutout.

The advantages at a glance

- With fix grooves
- With 2 fixing holes

Technical attributes	
Length	237 mm
Width	24 mm
Thickness	3 mm
Dead bolt cutout	Yes
Keep guide	No

Surface	DIN direction	Order no.
35 Stainless steel	4 Left	-----31835-04
35 Stainless steel	5 Right	-----31835-05

Current strike strike-plate combinations

Model	Order no.		
14F	14F---318	**	***
14RRF	14RRF--318	**	***
12F	12F---318	**	***
12RRF	12RRF--318	**	***
32F	32F---318	**	***

** = Surface

*** = voltage variant and DIN-direction

The calculation of the X-dimension can be found on page 6.

Flat striking plate no. 333 with fix grooves, angled

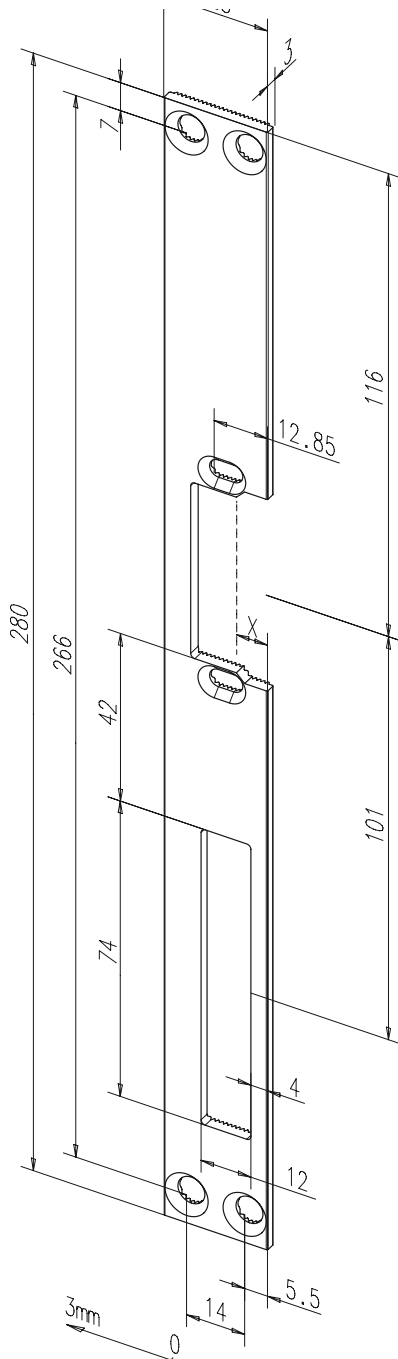
Flat striking plate with latch bolt aperture and dead bolt cutout.

The advantages at a glance

- With fix grooves

Technical attributes	
Length	280 mm
Width	25 mm
Thickness	3 mm
Dead bolt cutout	Yes
Keep guide	No

Surface	DIN direction	Order no.
40 Zinc-coated	4 Left	-----33340-04
40 Zinc-coated	5 Right	-----33340-05



Current strike strike-plate combinations

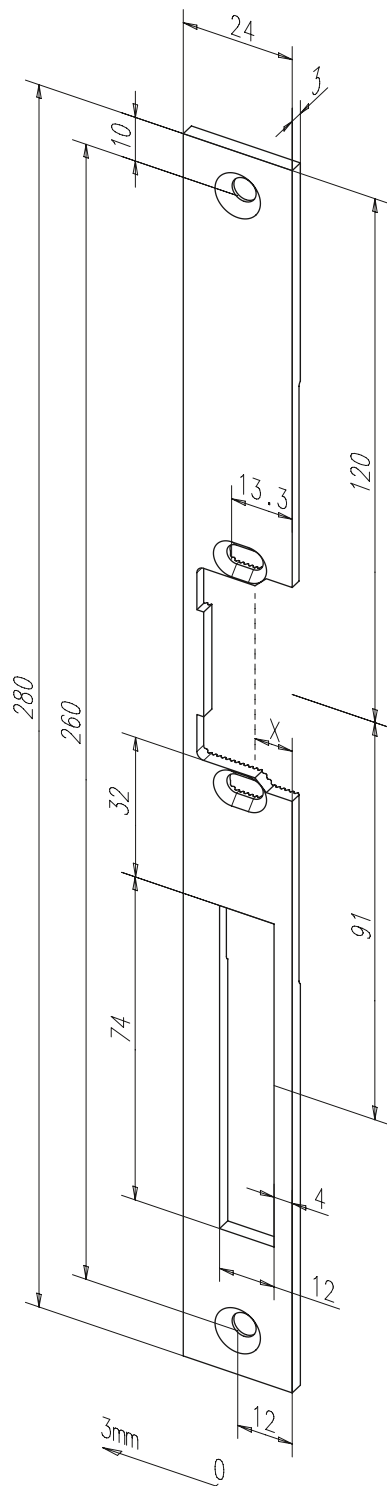
Model	Order no.		
14F	14F---333	**	***
14RRF	14RRF--333	**	***
12F	12F---333	**	***
12RRF	12RRF--333	**	***
342UF	342UF--333	**	***
342URRF	342URRF333	**	***

** = Surface

*** = voltage variant and DIN-direction

The calculation of the X-dimension can be found on page 6.

Flat striking plate no. 355 with fix grooves, angled



Standard - flat striking plate with latch bolt aperture and dead bolt cutout.

The advantages at a glance

- With fix grooves
- With 2 fixing holes

Technical attributes	
Length	280 mm
Width	24 mm
Thickness	3 mm
Dead bolt cutout	Yes
Keep guide	No

Surface	DIN direction	Order no.
40 Zinc-coated	4 Left	-----35540-04
40 Zinc-coated	5 Right	-----35540-05

Current strike strike-plate combinations

Model	Order no.	
14F	14F---355	** ***
14RRF	14RRF--355	** ***
12F	12F---355	** ***
12RRF	12RRF--355	** ***
342UF	342UF--355	** ***
342URRF	342URRF355	** ***

** = Surface

*** = voltage variant and DIN-direction

The calculation of the X-dimension can be found on page 6.

Flat striking plate no. 928 with fix grooves, angled

Standard - flat striking plate with latch bolt aperture and dead bolt cutout.

The advantages at a glance

- With fix grooves
- With 2 fixing holes

Technical attributes

Length	237 mm
Width	24 mm
Thickness	3 mm
Dead bolt cutout	Yes
Keep guide	No

Surface	DIN direction	Order no.
40 Zinc-coated	4 Left	-----92840-04
40 Zinc-coated	5 Right	-----92840-05

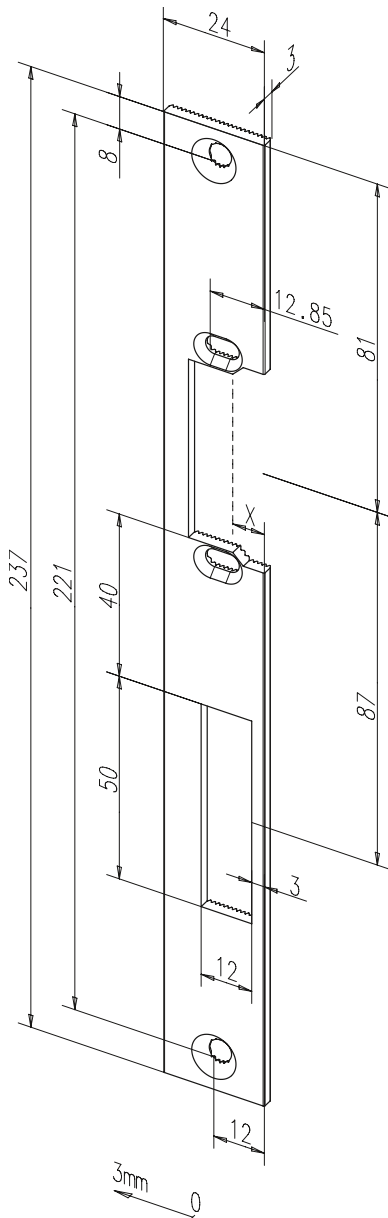
Current strike strike-plate combinations

Model	Order no.	
14F	14F---928	** ***
14RRF	14RRF--928	** ***
12F	12F---928	** ***
12RRF	12RRF--928	** ***
342UF	342UF--928	** ***
342URRF	342URRF928	** ***

** = Surface

*** = voltage variant and DIN-direction

The calculation of the X-dimension can be found on page 6.



Flat striking plate no. 909

with fix grooves, prepared for bolt switch contact, rounded

Standard - flat striking plate with latch bolt aperture and dead bolt cutout.

The advantages at a glance

- Prepared for bolt switch contact 878
- With fix grooves
- With 2 fixing holes

Technical attributes

Length	250 mm
Width	24 mm
Thickness	3 mm
Dead bolt cutout	Yes
Keep guide	No

Surface	DIN direction	Order no.
40 Zinc-coated	4 Left	-----90940-04
40 Zinc-coated	5 Right	-----90940-05

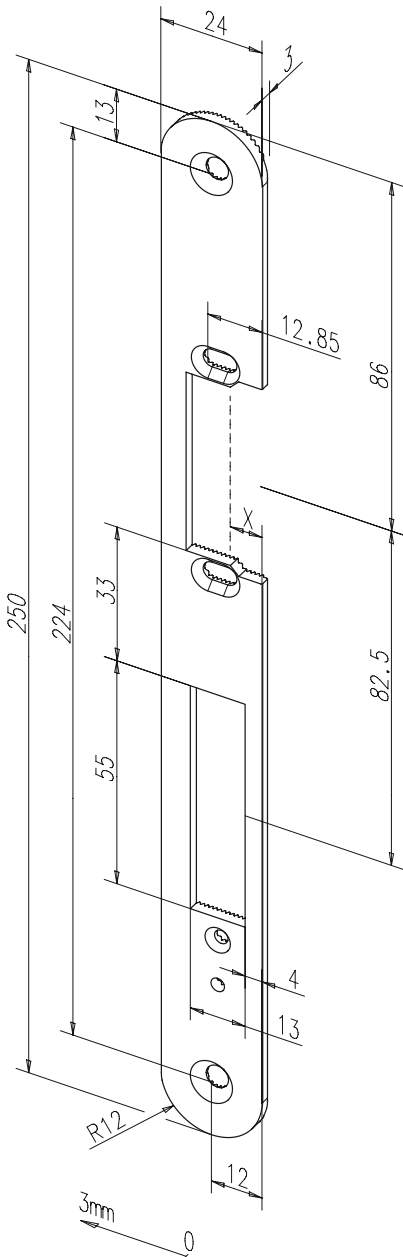
Current strike strike-plate combinations

Model	Order no.	
14F	14F---909	** ***
14RRF	14RRF--909	** ***
12F	12F---909	** ***
12RRF	12RRF--909	** ***
342UF	342UF--909	** ***
342URRF	342URRF909	** ***

** = Surface

*** = voltage variant and DIN-direction

The calculation of the X-dimension can be found on page 6.



Flat striking plate no. 054 with fix grooves, prepared for bolt switch contact, angled

Standard - flat striking plate with latch bolt aperture and dead bolt cutout.

The advantages at a glance

- Prepared for bolt switch contact 878
- With fix grooves
- With 2 fixing holes

Technical attributes

Length	250 mm
Width	25 mm
Thickness	3 mm
Dead bolt cutout	Yes
Keep guide	No

Surface	DIN direction	Order no.
02 Grey	4 Left	-----05402-04
02 Grey	5 Right	-----05402-05

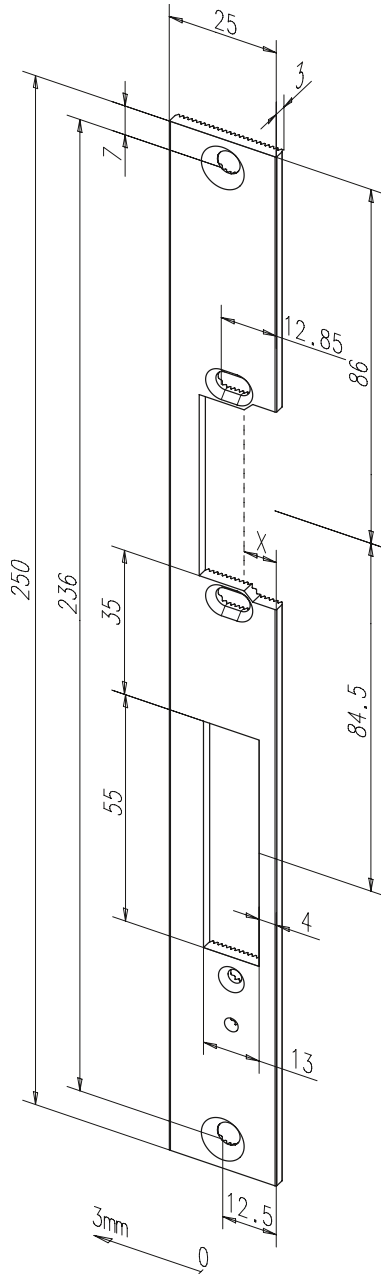
Current strike strike-plate combinations

Model	Order no.	
14F	14F---054	** ***
14RRF	14RRF--054	** ***
12F	12F---054	** ***
12RRF	12RRF--054	** ***
342UF	342UF--054	** ***
342URRF	342URRF054	** ***

** = Surface

*** = voltage variant and DIN-direction

The calculation of the X-dimension can be found on page 6.



Flat striking plate no. 181 with fix grooves, prepared for bolt switch contact, angled

Flat striking plate with latch bolt aperture and dead bolt cutout.

The advantages at a glance

- Prepared for bolt switch contact 878

Technical attributes	
Length	280 mm
Width	25 mm
Thickness	3 mm
Dead bolt cutout	Yes
Keep guide	No

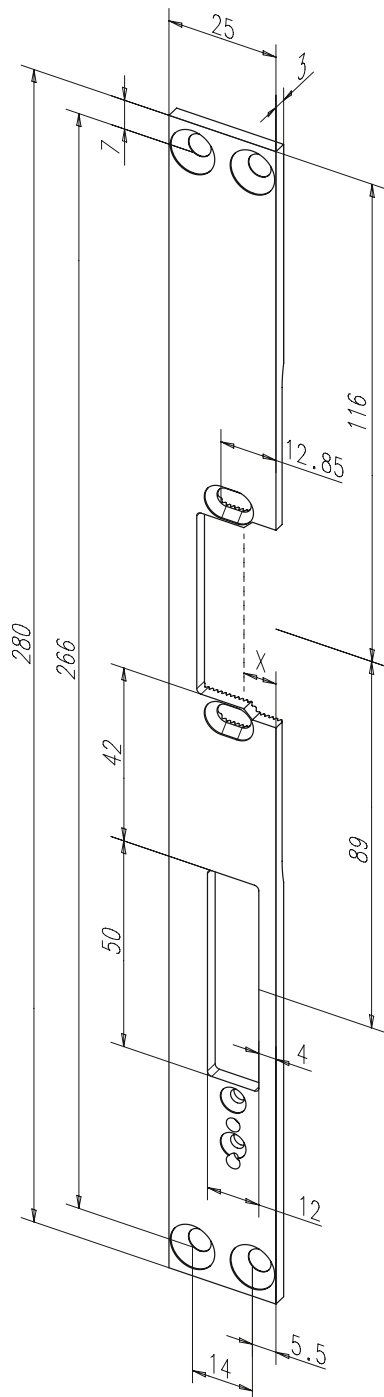
Surface	DIN direction	Order no.
35 Stainless steel	4 Left	-----18135-04
35 Stainless steel	5 Right	-----18135-05

Current strike strike-plate combinations

Model	Order no.	**	***
14RRF	14RRF--181	**	***
142UR	142UR--181	**	***

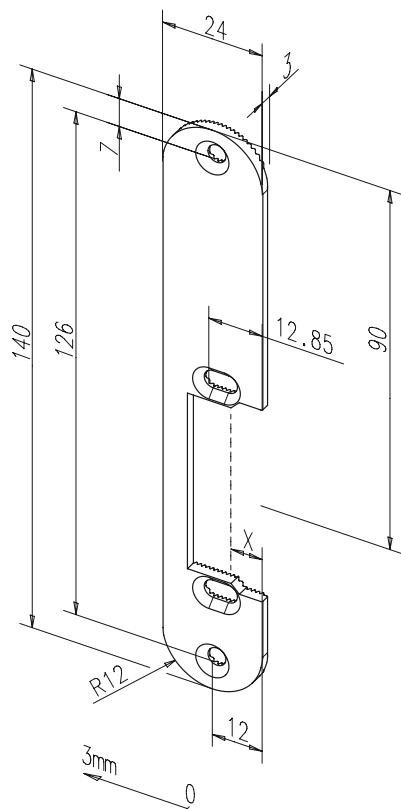
** = Surface
*** = voltage variant and DIN-direction

The calculation of the X-dimension can be found on page 6.



Flat striking plate no. 184

short, with fix grooves, without dead bolt cutout, rounded



Short flat striking plate with latch bolt aperture.

The advantages at a glance

- With fix grooves
- With 2 fixing holes
- With radius

Technical attributes	
Length	140 mm
Width	24 mm
Thickness	3 mm
Dead bolt cutout	No
Keep guide	No

Surface	DIN direction	Order no.
02 Grey	4 Left	-----18402-04
02 Grey	5 Right	-----18402-05

Current strike strike-plate combinations

Model	Order no.	
14SF	14SF---184	** ***
24SF	24SF---184	** ***

** = Surface
 *** = voltage variant and DIN-direction

The calculation of the X-dimension can be found on page 6.

Flat striking plate no. 099

short, with fix grooves, without dead bolt cutout, angled

Short flat striking plate with latch bolt aperture.

The advantages at a glance

- DIN left and right usable
- With fix grooves
- With 2 fixing holes

Technical attributes

Length	160 mm
Width	24 mm
Thickness	3 mm
Dead bolt cutout	No
Keep guide	No

Surface	DIN direction	Order no.
02 Grey	1 Universal	-----09902-01

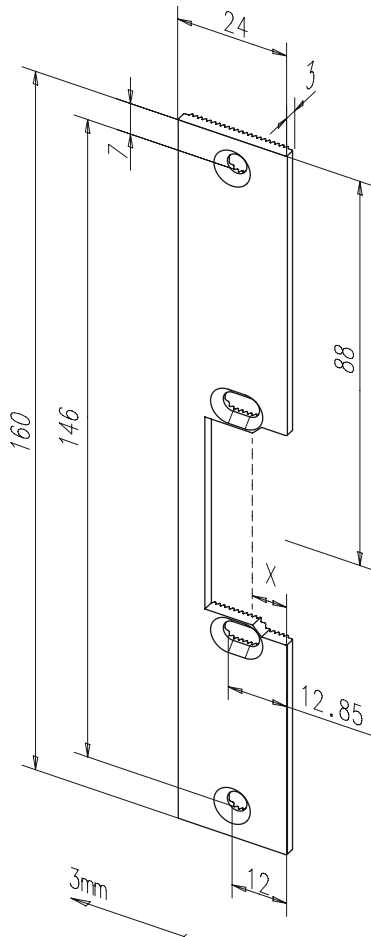
Current strike strike-plate combinations

Model	Order no.	
12F	12F---099	** ***
12RRF	12RRF--099	** ***
14F	14F---099	** ***
14RRF	14RRF--099	** ***
1801F	1801F--099	** ***
34F	34F---099	** ***
3801F	3801F--099	** ***

** = Surface

*** = voltage variant and DIN-direction

The calculation of the X-dimension can be found on page 6.



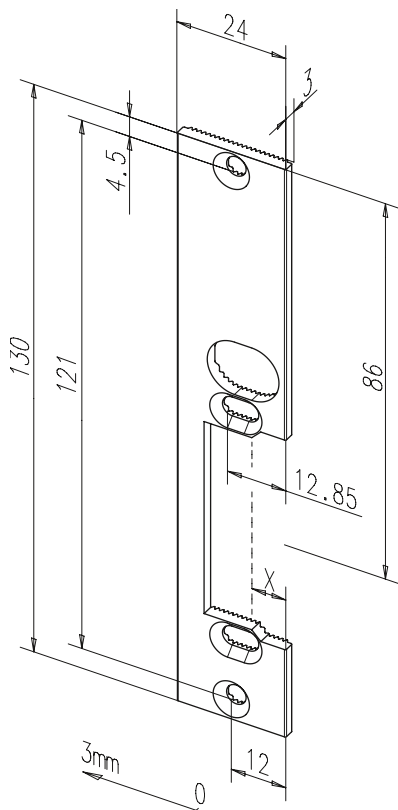
Flat striking plate no. 150

short, with fix grooves, without dead bolt cutout, angled

Short flat striking plate with latch bolt aperture.

The advantages at a glance

- With fix grooves
- With 2 fixing holes
- For strike series 12 WD with mechanical unlocking



Technical attributes	
Length	130 mm
Width	24 mm
Thickness	3 mm
Dead bolt cutout	No
Keep guide	No

Surface	DIN direction	Order no.
35 Stainless steel	4 Left	-----15035-04
35 Stainless steel	5 Right	-----15035-05
40 Zinc-coated	4 Left	-----15040-04
40 Zinc-coated	5 Right	-----15040-05

Current strike strike-plate combinations

Model	Order no.
12EF	12EF---150 ** ***
22EF	22EF---150 ** ***

** = Surface
 *** = voltage variant and DIN-direction

The calculation of the X-dimension can be found on page 6.

Flat striking plate no. 151

short, with fix grooves, without dead bolt cutout, angled

Short flat striking plate with latch bolt aperture.

The advantages at a glance

- DIN left and right usable
- With fix grooves
- With 2 fixing holes

Technical attributes

Length	130 mm
Width	24 mm
Thickness	3 mm
Dead bolt cutout	No
Keep guide	No

Surface	DIN direction	Order no.
01 Gold	1 Universal	-----15101-01
02 Grey	1 Universal	-----15102-01
35 Stainless steel	1 Universal	-----15135-01
40 Zinc-coated	1 Universal	-----15140-01

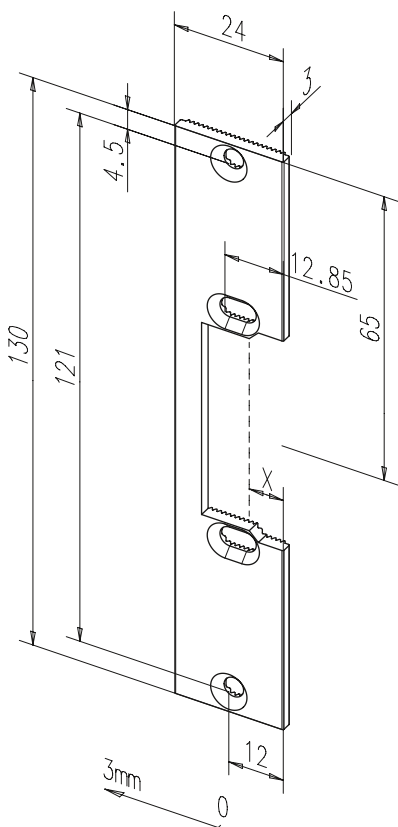
Current strike strike-plate combinations

Model	Order no.		
14F	14F---151	**	***
34F	34F---151	**	***
142UF	142UF--151	**	***

** = Surface

*** = voltage variant and DIN-direction

The calculation of the X-dimension can be found on page 6.



Flat striking plate no. 152

short, with fix grooves, without dead bolt cutout, angled

Short flat striking plate with latch bolt aperture.

The advantages at a glance

- With fix grooves
- With 2 fixing holes

Technical attributes	
Length	130 mm
Width	24 mm
Thickness	3 mm
Dead bolt cutout	No
Keep guide	No

Surface	DIN direction	Order no.
02 Grey	4 Left	-----15202-04
02 Grey	5 Right	-----15202-05
35 Stainless steel	4 Left	-----15235-04
35 Stainless steel	5 Right	-----15235-05
40 Zinc-coated	4 Left	-----15240-04
40 Zinc-coated	5 Right	-----15240-05

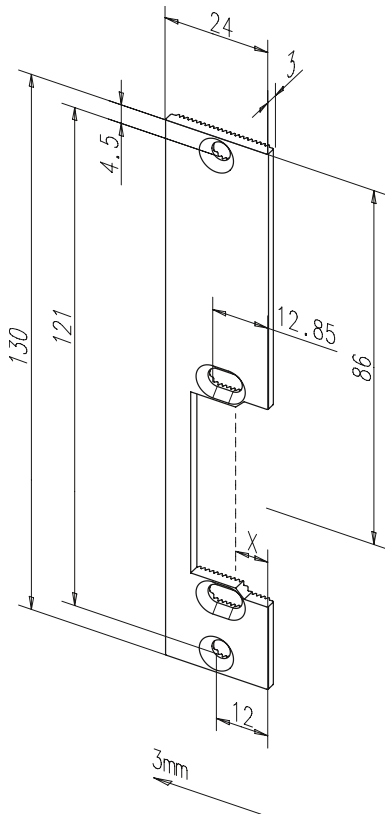
Current strike strike-plate combinations

Model	Order no.	
12F	12F---152	** ***
12RRF	12RRF--152	** ***
14SF	14SF---152	** ***
142US	142US--152	** ***
142USR	142USR-152	** ***
32F	32F---152	** ***

** = Surface

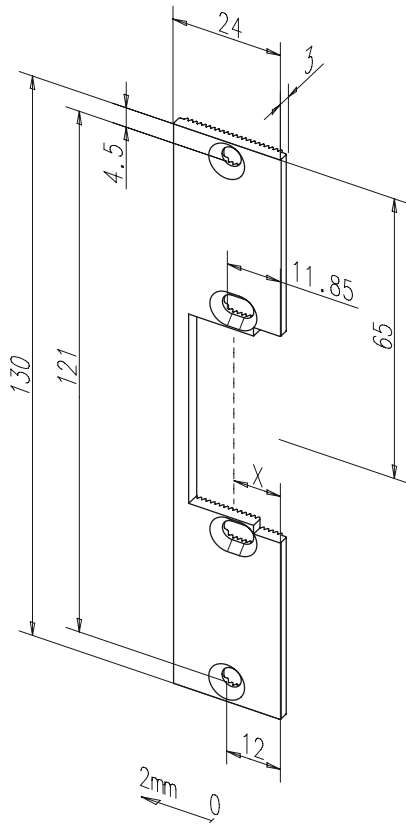
*** = voltage variant and DIN-direction

The calculation of the X-dimension can be found on page 6.



Flat striking plate no. 153

short, with fix grooves, without dead bolt cutout, angled



Short flat striking plate with latch bolt aperture.

The advantages at a glance

- DIN left and right usable
- With fix grooves
- With 2 fixing holes

Technical attributes

Length	130 mm
Width	24 mm
Thickness	3 mm
Dead bolt cutout	No
Keep guide	No

Surface	DIN direction	Order no.
02 Grey	1 Universal	-----15302-01

Current strike strike-plate combinations

Model	Order no.
14F	14F----153 ** ***

** = Surface

*** = voltage variant and DIN-direction

The calculation of the X-dimension can be found on page 6.

Flat striking plate no. 178

short, with fix grooves, without dead bolt cutout, angled

Short flat striking plate with latch bolt aperture.

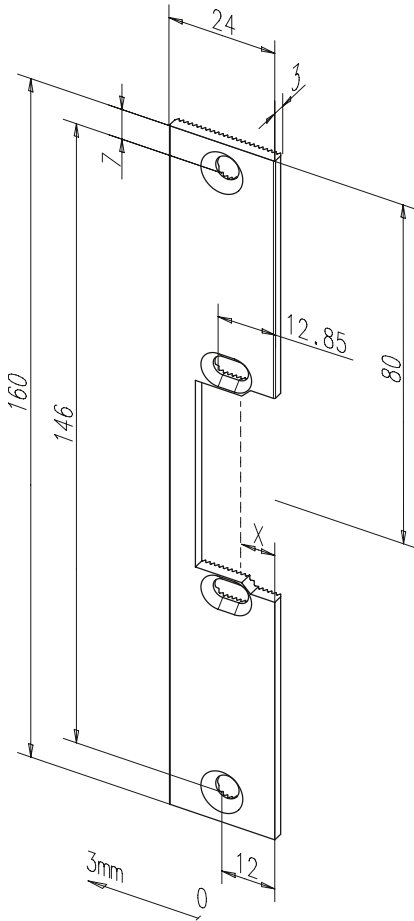
The advantages at a glance

- DIN left and right usable
- With fix grooves
- With 2 fixing holes

Technical attributes

Length	160 mm
Width	24 mm
Thickness	3 mm
Dead bolt cutout	No
Keep guide	No

Surface	DIN direction	Order no.
35 Stainless steel	1 Universal	-----17835-01



Current strike strike-plate combinations

Model	Order no.	
12F	12F---178	** ***
12RRF	12RRF--178	** ***
14F	14F---178	** ***
14RRF	14RRF--178	** ***
142U	142U---178	** ***
142UR	142UR--178	** ***
342UF	342UF--178	** ***
342URRF	342URRF178	** ***

** = Surface

*** = voltage variant and DIN-direction

The calculation of the X-dimension can be found on page 6.

Flat striking plate no. 457

short, with fix grooves, without dead bolt cutout, angled

Short flat striking plate with latch bolt aperture.

The advantages at a glance

- DIN left and right usable
- With fix grooves
- With 4 fixing holes

Technical attributes

Length	180 mm
Width	24 mm
Thickness	3 mm
Dead bolt cutout	No
Keep guide	No

Surface	DIN direction	Order no.
02 Grey	1 Universal	-----45702-01

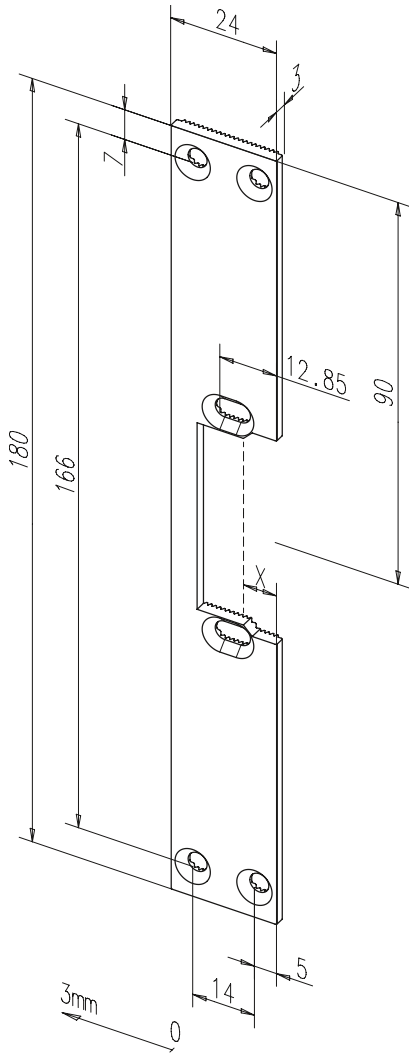
Current strike strike-plate combinations

Model	Order no.	
14F	14F----457	** ***
14RRF	14RRF--457	** ***
12F	12F----457	** ***
34RRF	34RRF--457	** ***

** = Surface

*** = voltage variant and DIN-direction

The calculation of the X-dimension can be found on page 6.



Flat striking plate no. 003 for high-security applications

High-security flat striking plate with latch bolt aperture and dead bolt cutout.

The advantages at a glance

- Prepared for bolt switch contact 878
- For model series 131/331U

Technical attributes	
Length	280 mm
Width	25 mm
Thickness	3 mm
Dead bolt cutout	Yes
Keep guide	No

Surface	DIN direction	Order no.
■ 35 Stainless steel	4 Left	-----00335-04
■ 35 Stainless steel	5 Right	-----00335-05

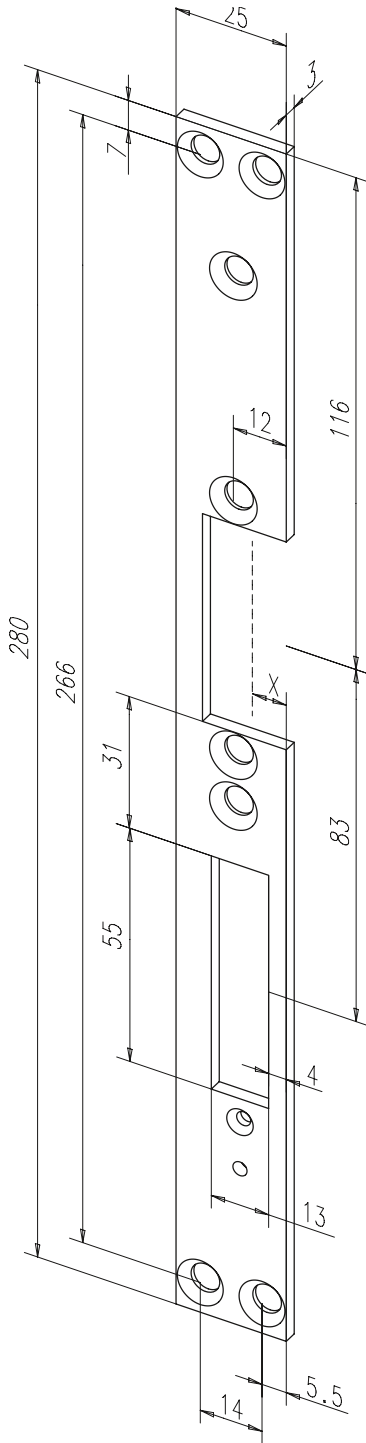
Current strike strike-plate combinations

Model	Order no.	
131	131---003	** ***
331U	331U--003	** ***
331U80F	331U80F003	** ***

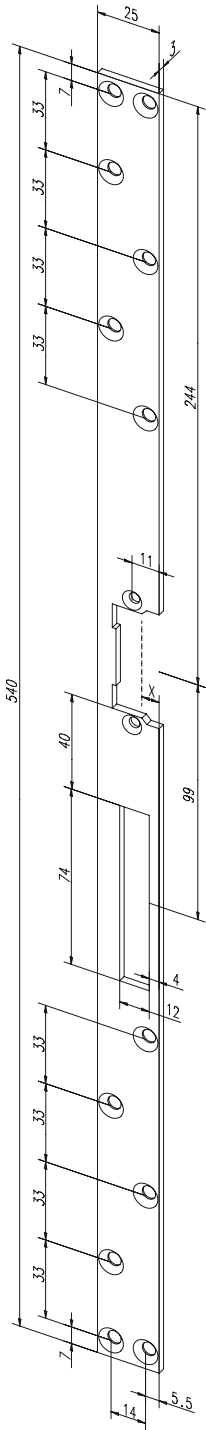
** = Surface

*** = voltage variant and DIN-direction

The calculation of the X-dimension can be found on page 6.



Flat striking plate no. 013 for high-security applications



High-security flat striking plate with latch bolt aperture and dead bolt cutout.

The advantages at a glance

- DIN left and right usable
- 3 mm material thickness
- 540 mm overall length

Technical attributes	
Length	540 mm
Width	25 mm
Thickness	3 mm
Dead bolt cutout	Yes
Keep guide	No

Surface	DIN direction	Order no.
01 Gold	4 Left	-----01301-04
01 Gold	5 Right	-----01301-05
40 Zinc-coated	4 Left	-----01340-04
40 Zinc-coated	5 Right	-----01340-05

Current strike strike-plate combinations

Model	Order no.	
14	14----013	** ***
14RR	14RR--013	** ***
17	17----013	** ***
116	116----013	** ***
17RR	17RR--013	** ***
116RR	116RR-013	** ***
19	19----013	** ***
342U	342U--013	** ***
342URR	342URR-013	** ***

** = Surface

*** = voltage variant and DIN-direction

The calculation of the X-dimension can be found on page 6.

Flat striking plate no. 028 for high-security applications

High-security flat striking plate with latch bolt aperture and dead bolt cutout.

The advantages at a glance

- For model series 131/331U

Technical attributes	
Length	280 mm
Width	25 mm
Thickness	3 mm
Dead bolt cutout	Yes
Keep guide	No

Surface	DIN direction	Order no.
02 Grey	4 Left	-----02802-04
35 Stainless steel	4 Left	-----02835-04
35 Stainless steel	5 Right	-----02835-05
40 Zinc-coated	4 Left	-----02840-04
40 Zinc-coated	5 Right	-----02840-05

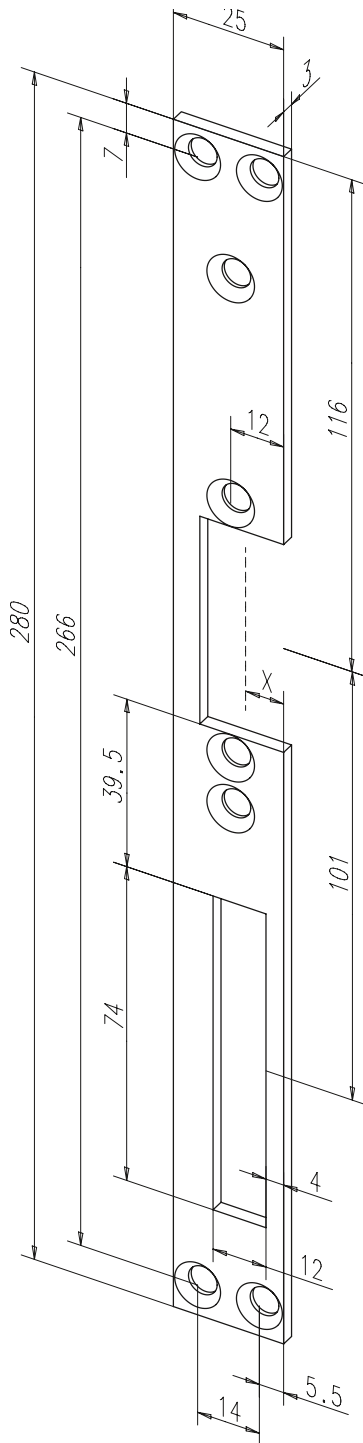
Current strike strike-plate combinations

Model	Order no.	**	***
131	131---028	**	***
331U	331U---028	**	***

** = Surface

*** = voltage variant and DIN-direction

The calculation of the X-dimension can be found on page 6.



Flat striking plate no. 116 for high-security applications

Short flat striking plate with latch bolt aperture.

The advantages at a glance

- For escape door strikes model series 331U

Technical attributes	
Length	200 mm
Width	25 mm
Thickness	3 mm
Dead bolt cutout	No
Keep guide	No

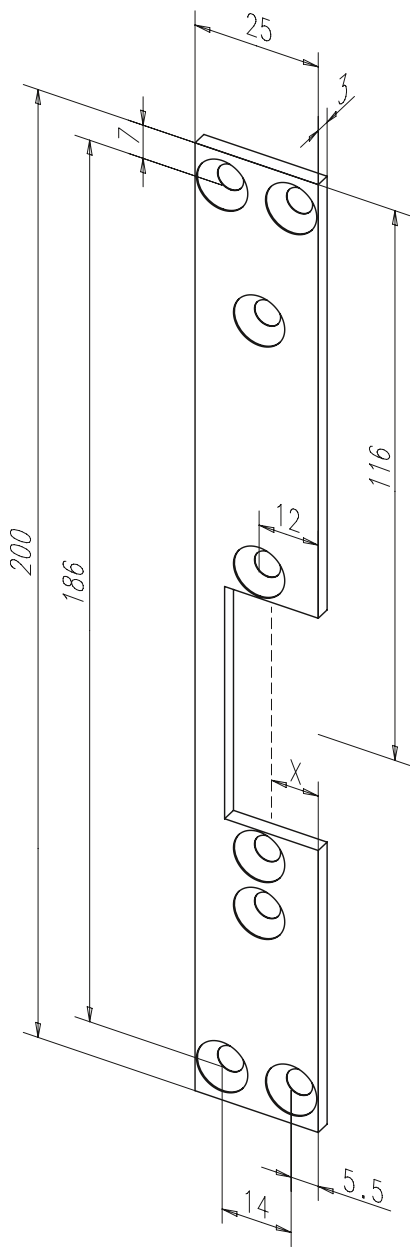
Surface	DIN direction	Order no.
02 Grey	4 Left	-----11602-04
02 Grey	5 Right	-----11602-05
■ 35 Stainless steel	4 Left	-----11635-04
■ 35 Stainless steel	5 Right	-----11635-05
40 Zinc-coated	4 Left	-----11640-04
40 Zinc-coated	5 Right	-----11640-05

Current strike strike-plate combinations

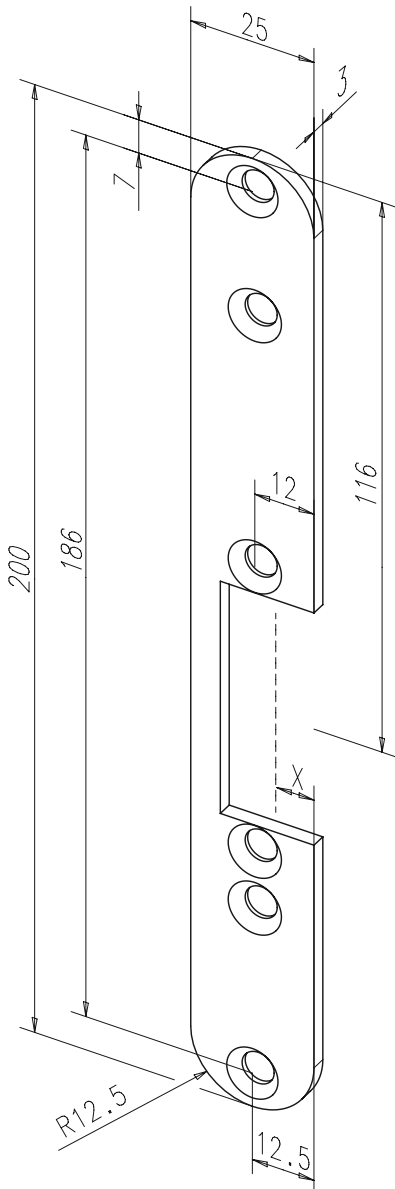
Model	Order no.
331U	331U--116 ** ***
331U80	331U80-116 ** ***

** = Surface
*** = voltage variant and DIN-direction

The calculation of the X-dimension can be found on page 6.



Flat striking plate no. 972 for high-security applications



Short flat striking plate with latch bolt aperture.

The advantages at a glance

- For escape door strikes model series 331U

Technical attributes	
Length	200 mm
Width	25 mm
Thickness	3 mm
Dead bolt cutout	No
Keep guide	No

Surface	DIN direction	Order no.
35 Stainless steel	4 Left	-----97235-04
35 Stainless steel	5 Right	-----97235-05

Current strike strike-plate combinations

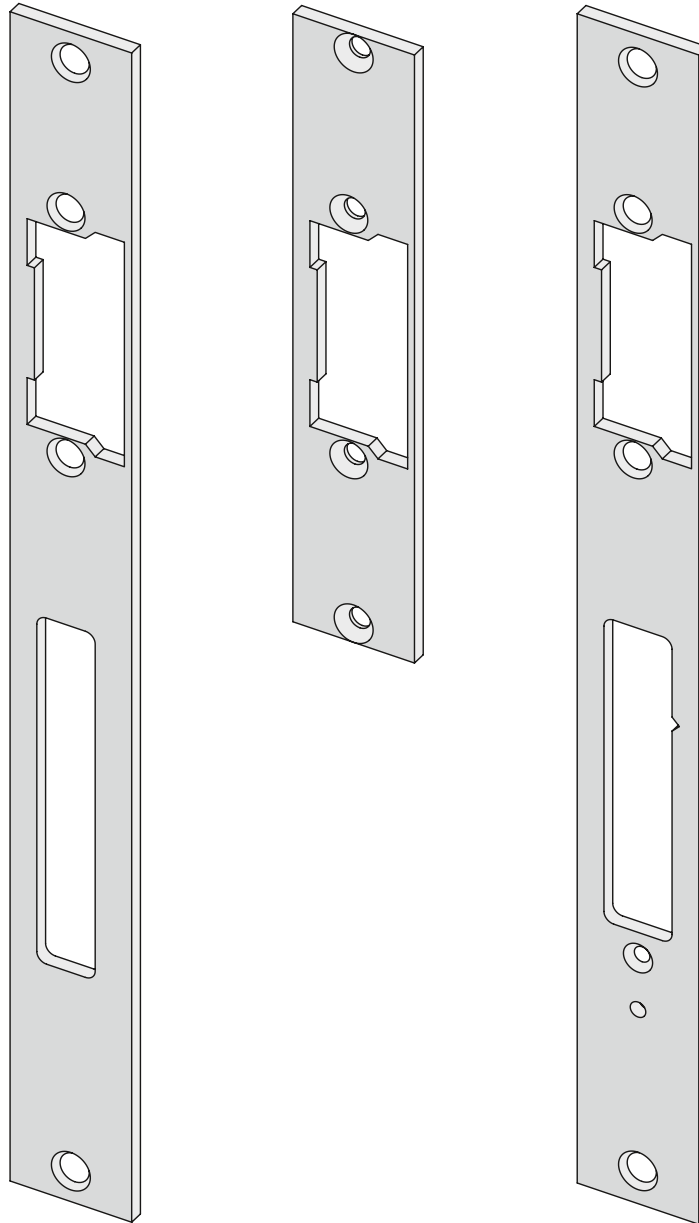
Model	Order no.
331U80	331U80-972 ** ***

** = Surface

*** = voltage variant and DIN-direction

The calculation of the X-dimension can be found on page 6.

ProFix striking plate



ProFix 2 striking plates are exclusively designed for use with ProFix2 Generation Electric Strikes.

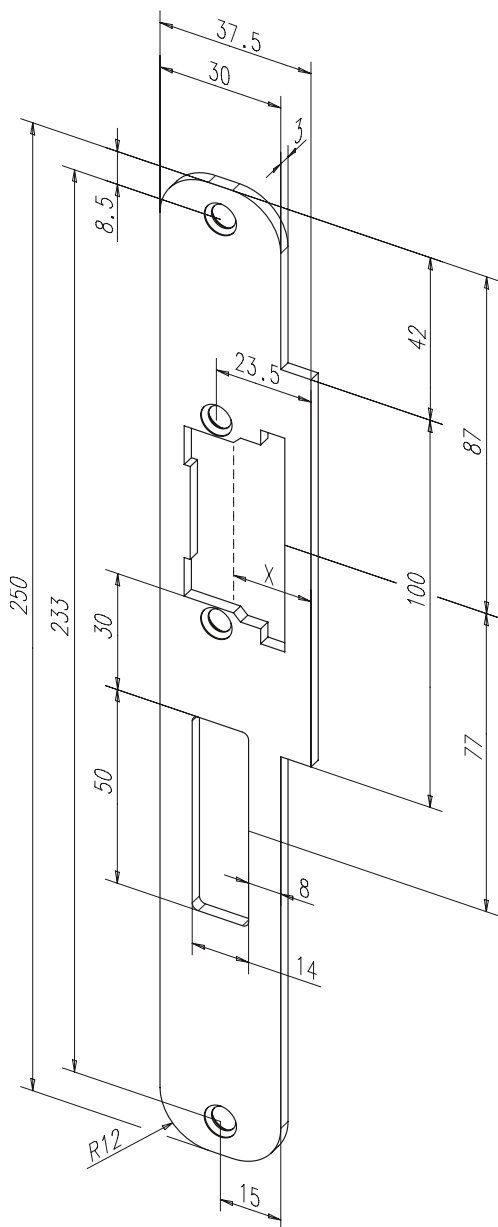
These are all-purpose striking plates and can thus be fitted to both DIN left-hand and right-hand doors. They can be used in flush doors and rebated doors.

ProFix consists of a FaFix electric strike with a latch bolt guide (latch bolt slide) integrated into the electric strike.

ProFix enables the frame recess/ frame cutout to be standardised. We supply ProFix electric strikes compatible with ProFix striking plates for standard (T0) doors as well as for smoke and fire protection applications.

Flat striking plate no. 529

ProFix 1, rounded



ProFix 1 flat striking plate with latch bolt aperture.

Technical attributes	
Length	250 mm
Width	37,5 mm
Thickness	3 mm
Dead bolt cutout	Yes

Surface	DIN direction	Order no.
35 Stainless steel	1 Universal	-----52935-01

Current strike strike-plate combinations

Model	Order no.
116E.10	116E.10529 ** ***
143.10	143.10-529 ** ***
143M10	143M10-529 ** ***
332.208	332.208529 ** ***

** = Surface

*** = voltage variant and DIN-direction

The calculation of the X-dimension can be found on page 6.

Flat striking plate no. 520

ProFix 1, angled

Flat striking plate with latch bolt aperture and dead bolt cutout.

The advantages at a glance

- DIN left and right usable
- For ProFix 1-variants

Technical attributes	
Length	250 mm
Width	34 mm
Thickness	3 mm
Dead bolt cutout	Yes
Keep guide	Yes

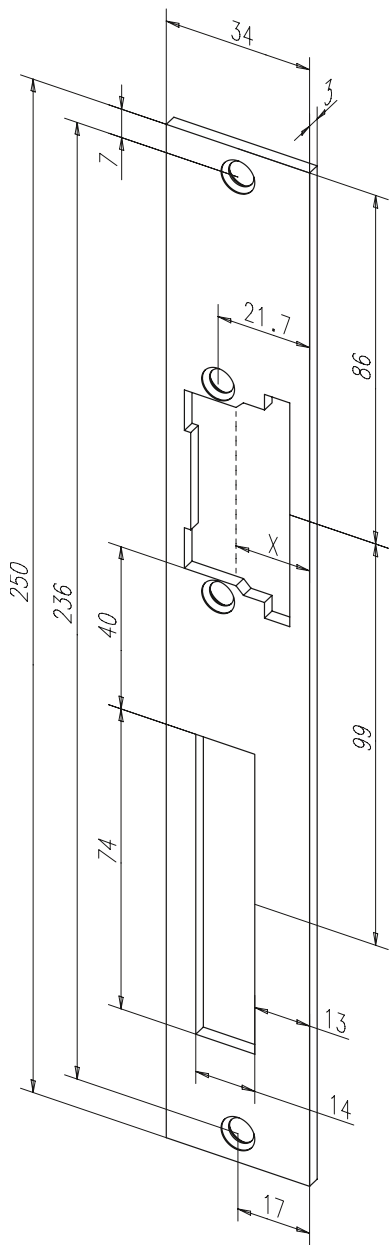
Surface	DIN direction	Order no.
35 Stainless steel	1 Universal	-----52035-01

Current strike strike-plate combinations

Model	Order no.
111U10	111U10-520 ** ***
116.10	116.10-520 ** ***
126.10	126.10-520 ** ***
136.10	136.10-520 ** ***
143.10	143.10-520 ** ***
1431110	1431110520 ** ***

** = Surface
 *** = voltage variant and DIN-direction

The calculation of the X-dimension can be found on page 6.



Flat striking plate no. 521

ProFix 1, angled

Flat striking plate with latch bolt aperture and dead bolt cutout.

The advantages at a glance

- DIN left and right usable
- For Profix 1-variants

Technical attributes

Length	250 mm
Width	44 mm
Thickness	3 mm
Dead bolt cutout	Yes
Keep guide	Yes

Surface	DIN direction	Order no.
35 Stainless steel	1 Universal	-----52135-01

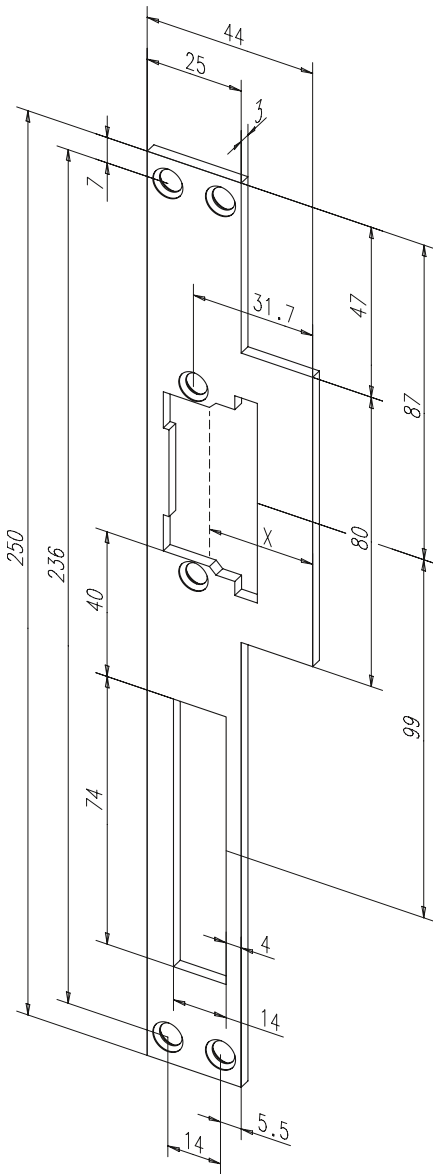
Current strike strike-plate combinations

Model	Order no.	
111U10	111U10-521	** ***
116.10	116.10-521	** ***
126.10	126.10-521	** ***
136.10	136.10-521	** ***
143.10	143.10-521	** ***

** = Surface

*** = voltage variant and DIN-direction

The calculation of the X-dimension can be found on page 6.



Flat striking plate no. 523

ProFix 1, angled

Flat striking plate with latch bolt aperture and dead bolt cutout.

The advantages at a glance

- DIN left and right usable
- For ProFix 1-variants

Technical attributes

Length	250 mm
Width	45 mm
Thickness	3 mm
Dead bolt cutout	Yes
Keep guide	Yes

Surface	DIN direction	Order no.
35 Stainless steel	1 Universal	-----52335-01

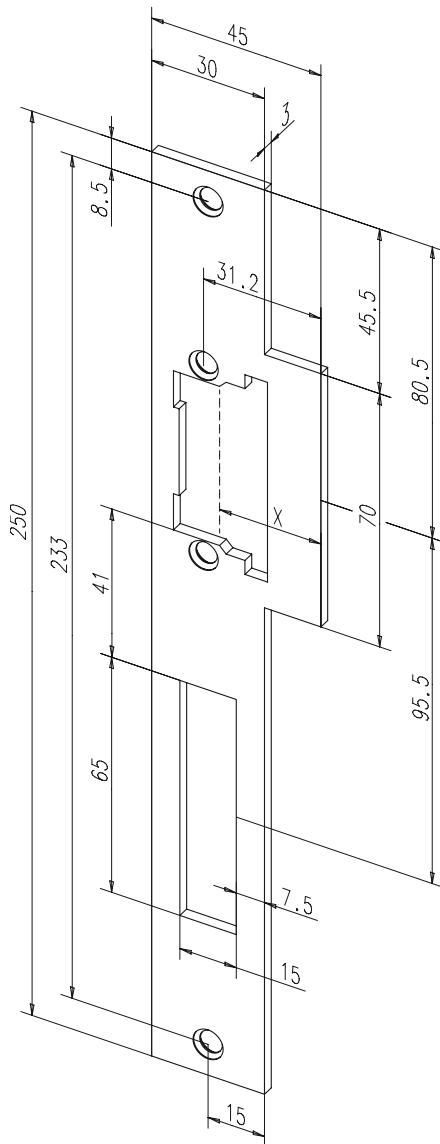
Current strike strike-plate combinations

Model	Order no.	
111U10	111U10-523	** ***
116.10	116.10-523	** ***
126.10	126.10-523	** ***
136.10	136.10-523	** ***
143.10	143.10-523	** ***

** = Surface

*** = voltage variant and DIN-direction

The calculation of the X-dimension can be found on page 6.



Flat striking plate no. 534

ProFix 1, prepared for bolt switch contact, rounded

ProFix 1 Flat striking plate with latch bolt aperture and dead bolt cutout.

Technical attributes	
Length	250 mm
Width	37,5 mm
Thickness	3 mm
Dead bolt cutout	Yes

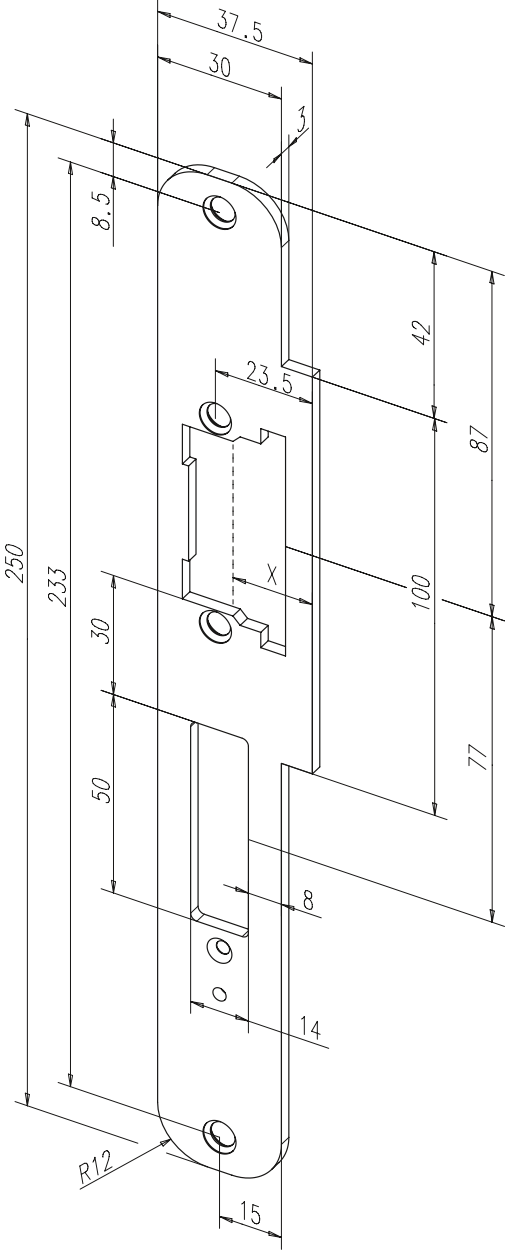
Surface	DIN direction	Order no.
35 Stainless steel	1 Universal	-----54335-01

Current strike strike-plate combinations

Model	Order no.	
116E.10	116E.10529	** ***
143.10	143.10-529	** ***
143M10	143M10-529	** ***

** = Surface
 *** = voltage variant and DIN-direction

The calculation of the X-dimension can be found on page 6.



ProFix-Striking plate

Flat striking plate no. 522

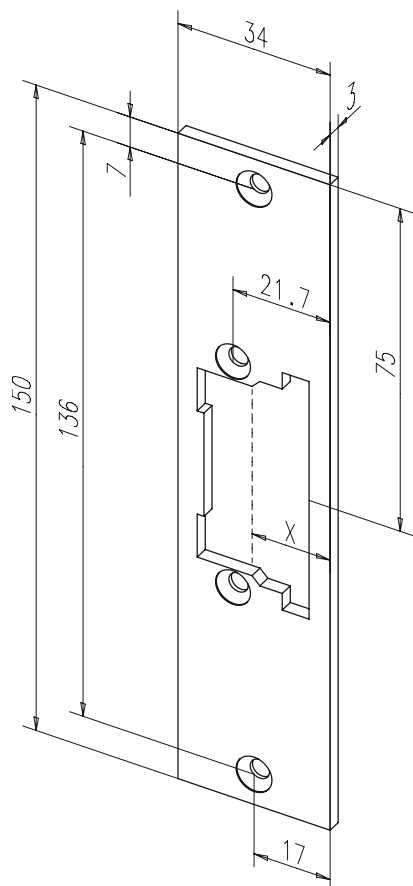
ProFix 1, short, without dead bolt cutout

Short flat striking plate with latch bolt aperture.

The advantages at a glance

- DIN left and right usable
- For ProFix 1-variants

Technical attributes	
Length	150 mm
Width	34 mm
Thickness	3 mm
Dead bolt cutout	No
Keep guide	Yes



Surface	DIN direction	Order no.
35 Stainless steel	1 Universal	-----52235-01

Current strike strike-plate combinations

Model	Order no.		
111U10	111U10522	**	***
116.10	116.10-522	**	***
126.10	126.10-522	**	***
136.10	136.10-522	**	***
143.10	143.10-522	**	***
332.208	332.208522	**	***

** = Surface

*** = voltage variant and DIN-direction

The calculation of the X-dimension can be found on page 6.

Flat striking plate no. 524

ProFix 1, short, without dead bolt cutout

Short flat striking plate with latch bolt aperture.

The advantages at a glance

- DIN left and right usable
- For Profix 1-variants

Technical attributes

Length	180 mm
Width	36,5 mm
Thickness	3 mm
Dead bolt cutout	No
Keep guide	Yes

Surface	DIN direction	Order no.
35 Stainless steel	1 Universal	-----52435-01

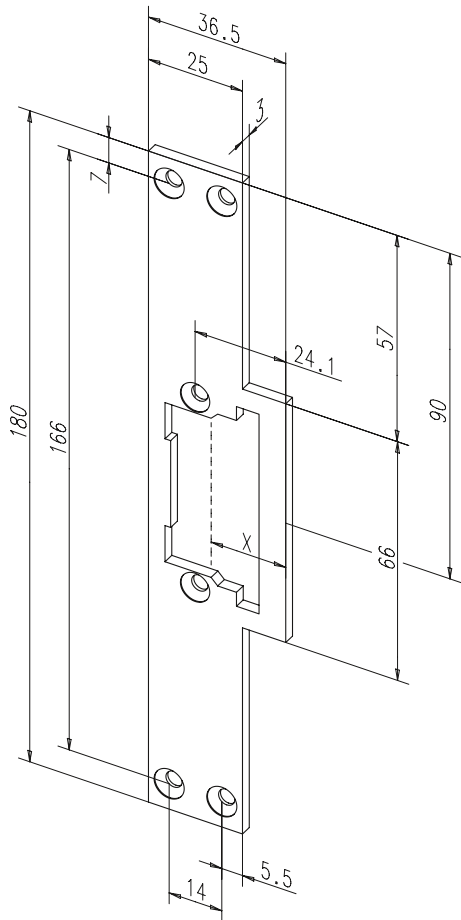
Current strike strike-plate combinations

Model	Order no.	
111.10	111.10-524	** ***
116.10	116.10-524	** ***
126.10	126.10-524	** ***
136.10	136.10-524	** ***
332.208	332.208524	** ***
143.10	143.10-524	** ***

** = Surface

*** = voltage variant and DIN-direction

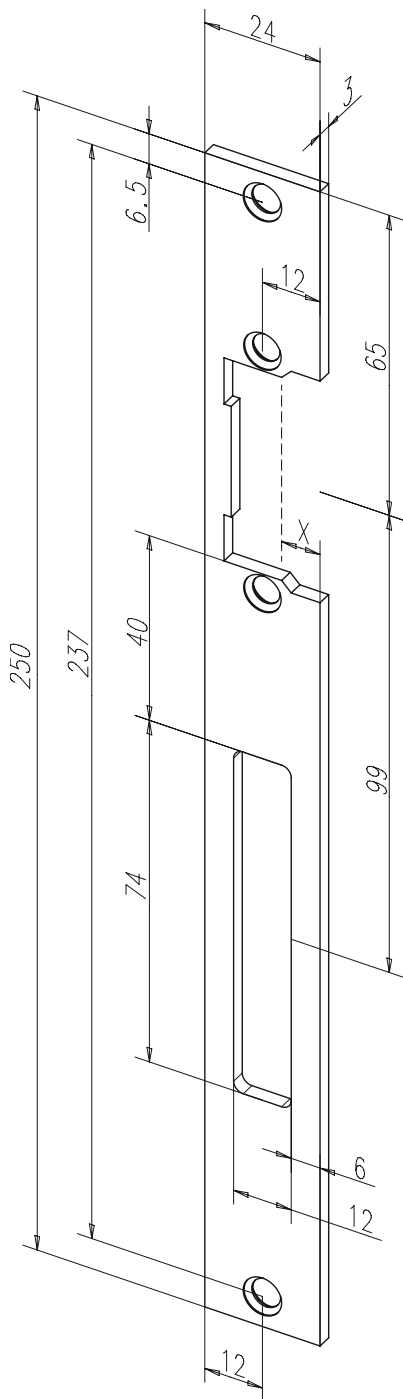
The calculation of the X-dimension can be found on page 6.



Flat striking plate no. 690

ProFix 2

ProFix 2 flat striking plate with latch bolt aperture and dead bolt cutout.



Technical attributes	
Length	250 mm
Width	24 mm
Thickness	3 mm
Dead bolt cutout	Yes
Keep guide am Türöffner	Yes

Surface	DIN direction	Order no.
35 Stainless steel	1 Universal	-----69035-01

Current strike strike-plate combinations

Model	Order no.		
118E.13	118E.13689	**	***
116E.13	116E.13689	**	***
143.23	143.23-689	**	***

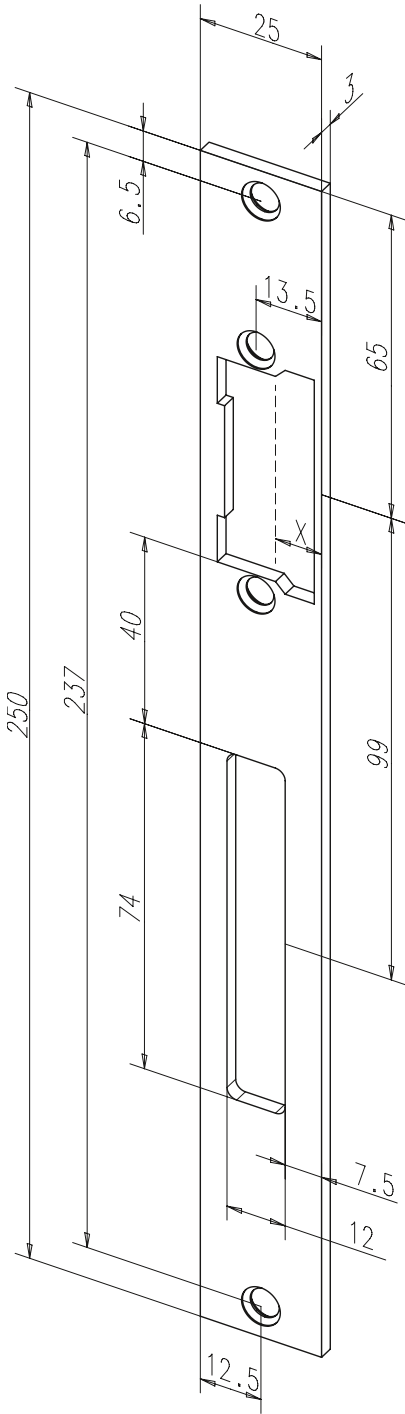
** = Surface
 *** = voltage variant and DIN-direction

The calculation of the X-dimension can be found on page 6.

Flat striking plate no. 691

ProFix 2

ProFix 2 flat striking plate with latch bolt aperture and dead bolt cutout.



Technical attributes	
Length	250 mm
Width	25 mm
Thickness	3 mm
Dead bolt cutout	Yes
Keep guide	Yes

Surface	DIN direction	Order no.
35 Stainless steel	1 Universal	-----69135-01

Current strike strike-plate combinations

Model	Order no.	
118.13	118.13-691	** ***
116E.13	116E.13691	** ***
143.13	143.13-691	** ***

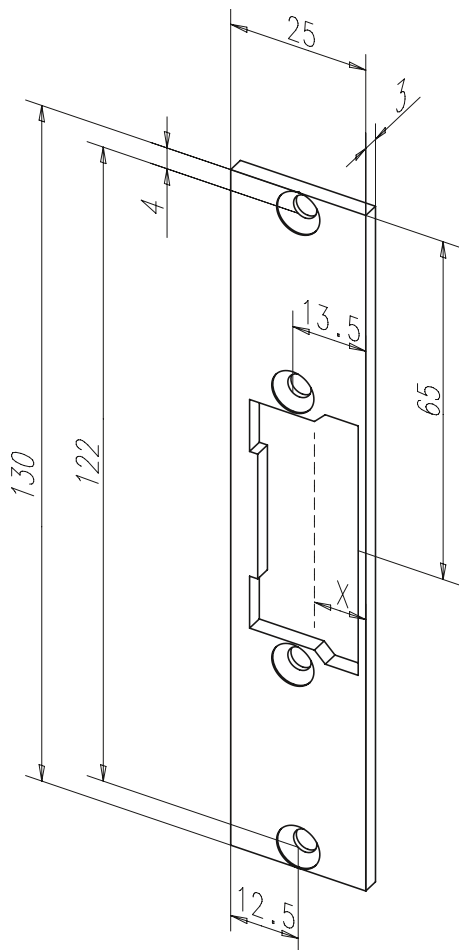
** = Surface

*** = voltage variant and DIN-direction

The calculation of the X-dimension can be found on page 6.

Flat striking plate no. 688

ProFix 2



ProFix 2 flat striking plate with latch bolt aperture.

Technical attributes	
Length	110mm
Width	28 mm
Thickness	3 mm
Dead bolt cutout	No
Keep guide	Yes

Surface	DIN direction	Order no.
35 Stainless steel	1 Universal	-----68835-01

Current strike strike-plate combinations

Model	Order no.		
118.13	118.13-688	**	***
118E.13	118E.13688	**	***
136.23	136.23-688	**	***
332.238	332.238688	**	***

** = Surface
 *** = voltage variant and DIN-direction

The calculation of the X-dimension can be found on page 6.

Flat striking plate no. 689

ProFix 2

ProFix 2 flat striking plate with latch bolt aperture.

Technical attributes	
Length	130 mm
Width	24 mm
Thickness	3 mm
Dead bolt cutout	No
Keep guide	Yes

Surface	DIN direction	Order no.
35 Stainless steel	1 Universal	-----68935-01

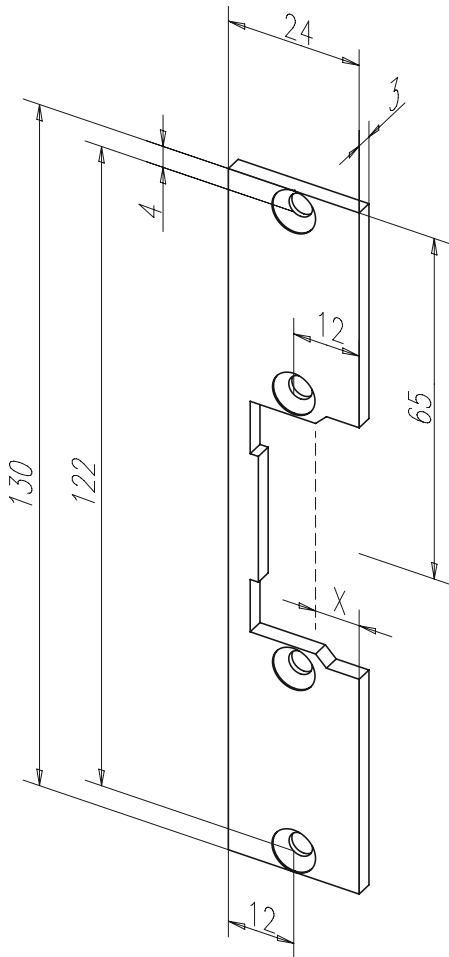
Current strike strike-plate combinations

Model	Order no.		
118.13	118.13-689	**	***
118E.13	118E.13689	**	***
136.23	136.23-689	**	***
332.238	332.238689	**	***

** = Surface

*** = voltage variant and DIN-direction

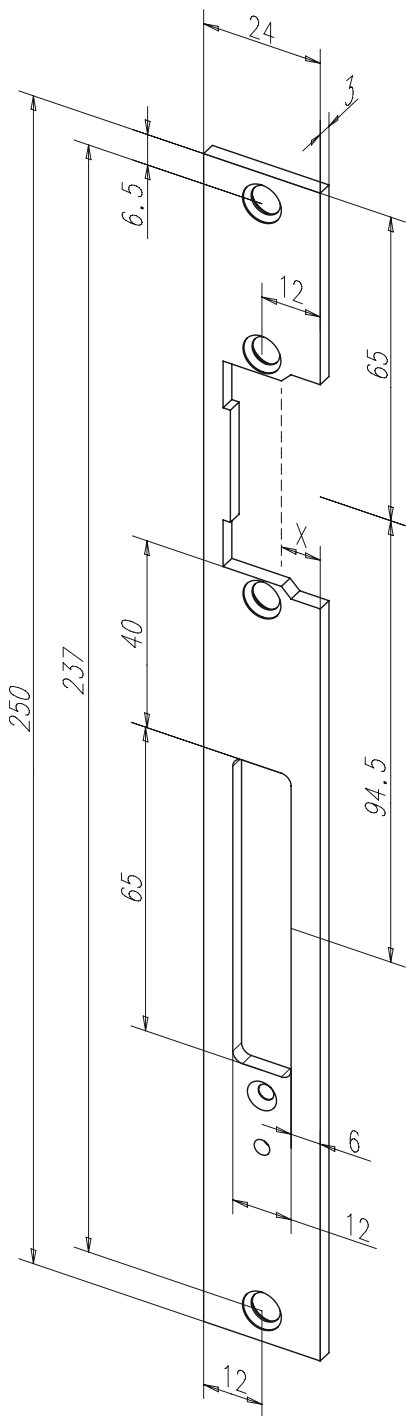
The calculation of the X-dimension can be found on page 6.



Flat striking plate no. 711

ProFix 2, prepared for bolt switch contact

ProFix 2 flat striking plate with latch bolt aperture and dead bolt cutout.



Technical attributes	
Length	250 mm
Width	24 mm
Thickness	3 mm
Dead bolt cutout	Yes
Keep guide	Yes

Surface	DIN direction	Order no.
35 Stainless steel	1 Universal	-----71135-01

Current strike strike-plate combinations

Model	Order no.		
116E.13	116E.13-711	**	***
118E.13	118E.13-711	**	***
143.13	143.13-711	**	***

** = Surface
 *** = voltage variant and DIN-direction

The calculation of the X-dimension can be found on page 6.

Flat striking plate no. 712

ProFix 2, prepared for bolt switch contact

ProFix 2 flat striking plate with latch bolt aperture and dead bolt cutout.

Technical attributes	
Length	250 mm
Width	25 mm
Thickness	3 mm
Dead bolt cutout	Yes
Keep guide	Yes

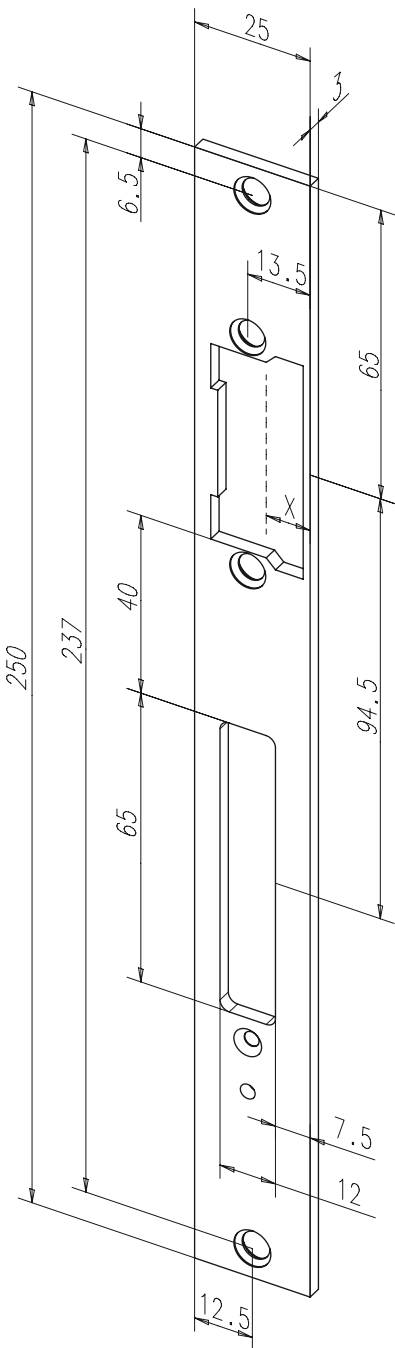
Surface	DIN direction	Order no.
35 Stainless steel	1 Universal	-----71235-01

Current strike strike-plate combinations

Model	Order no.		
116E.13	116E.13712	**	***
118E.13	118E.13712	**	***

** = Surface
 *** = voltage variant and DIN-direction

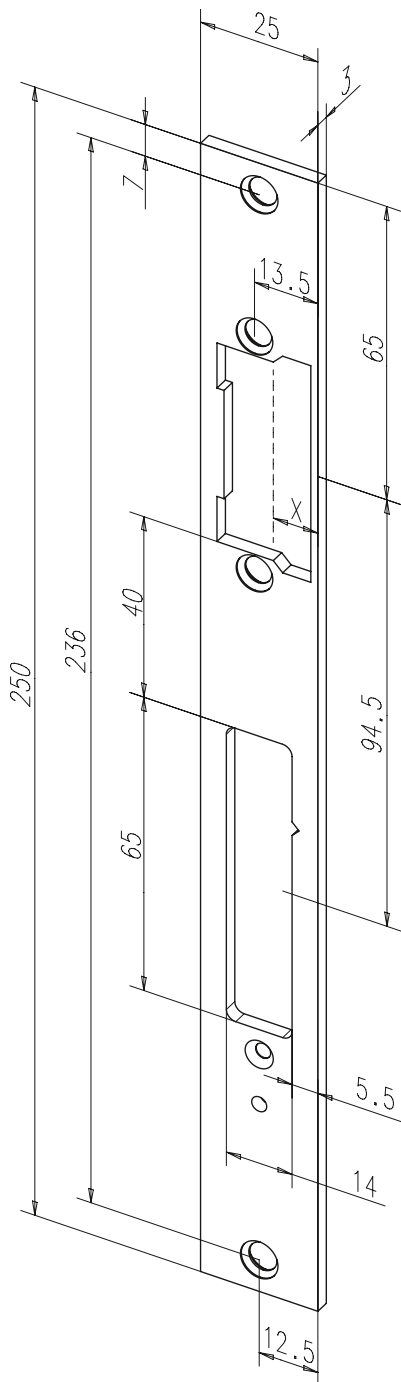
The calculation of the X-dimension can be found on page 6.



Flat striking plate no. 81A

ProFix 2, prepared for bolt switch contact

ProFix 2 flat striking plate with latch bolt aperture and dead bolt cutout.



Technical attributes	
Length	250 mm
Width	25 mm
Thickness	3 mm
Dead bolt cutout	Yes
Keep guide	Yes

Surface	DIN direction	Order no.
35 Stainless steel	1 Universal	-----81A35-01

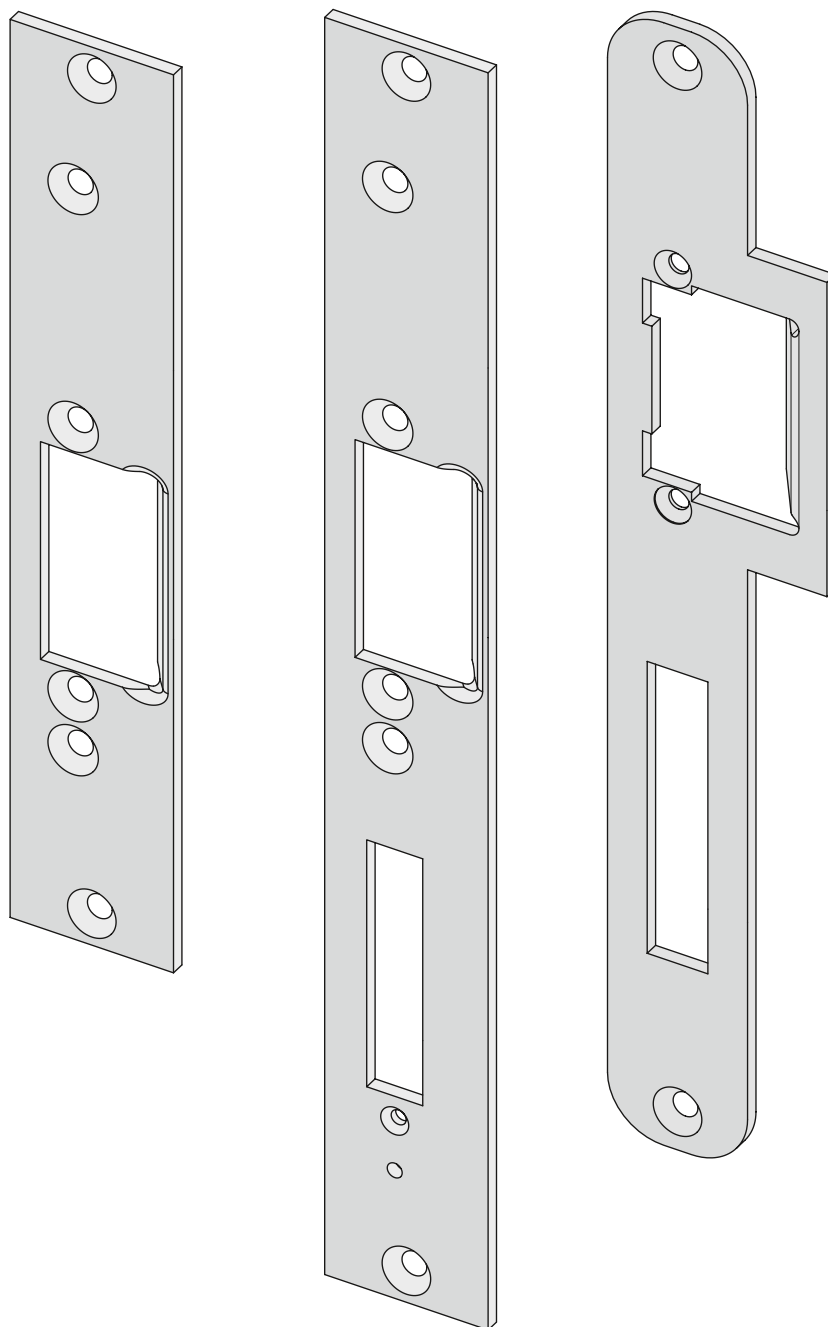
Current strike strike-plate combinations

Model	Order no.		
116E.13	116E.1381A	**	***
118E.13	118E.1381A	**	***
143.13	143.13-81A	**	***

** = Surface
 *** = voltage variant and DIN-direction

The calculation of the X-dimension can be found on page 6.

Flat striking plate with keep guide



Flat striking plates with a latch bolt guide are generally used in flush doors.

Doors which open outwards also usually require a latch bolt guide.

Flat striking plates with a latch bolt guide can be fitted to wooden door frames, aluminium frames, steel frames or plastic frames. You can use our flat striking plates in a wide range of installation locations.

Our ProFix striking plates combined with ProFix electric strikes enable you to adjust (FaFix) electric strike bolts as required.

Please note that ProFix 1 striking plates can only be used with ProFix 1 Generation Electric Strikes. The same applies to the ProFix 2 Generation.

When choosing the striking plate, please note the x measurement. The x measurement is explained on page 6.

Flat striking plate no. 039 with keep guide, rounded

Flat striking plate with latch bolt aperture and dead bolt cutout.

The advantages at a glance

- With latch bolt guide and face plate flange
- With 2 fixing holes

Technical attributes	
Length	250 mm
Width	47 mm
Thickness	3 mm
Dead bolt cutout	Yes
Keep guide	Yes

Surface	DIN direction	Order no.
35 Stainless steel	4 Left	-----03935-04
35 Stainless steel	5 Right	-----03935-05

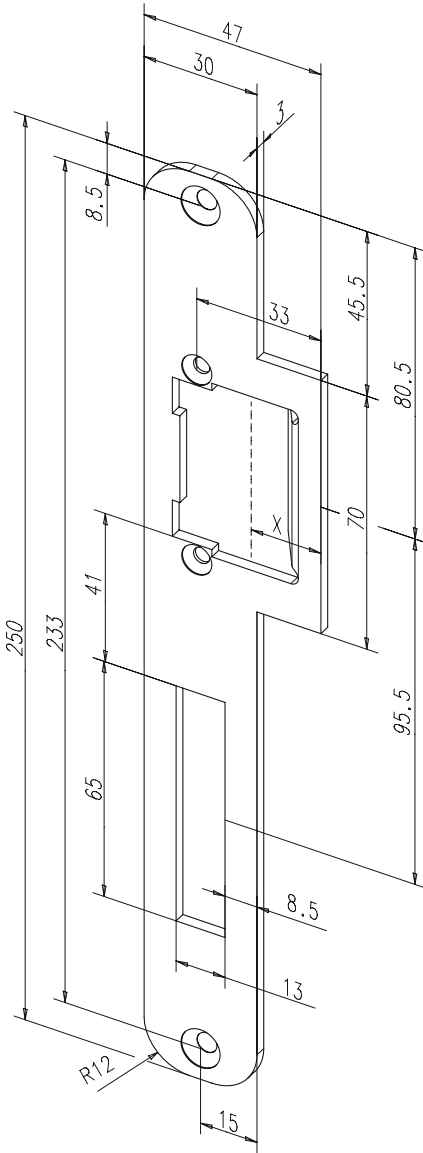
Current strike strike-plate combinations

Model	Order no.
14E	14ELAP-039 ** ***
142U	142UF-039 ** ***

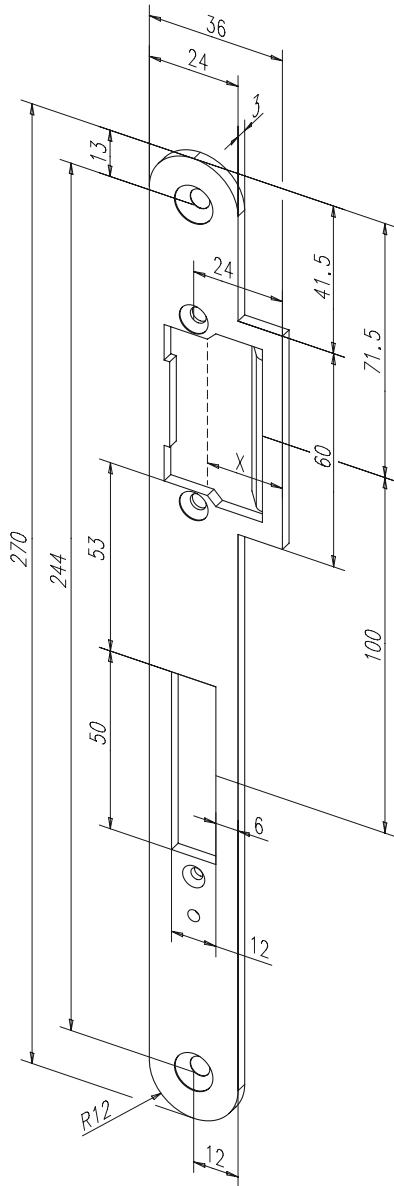
** = Surface

*** = voltage variant and DIN-direction

The calculation of the X-dimension can be found on page 6.



Flat striking plate no. 472 with keep guide, rounded



Flat striking plate with latch bolt aperture and dead bolt cutout.

The advantages at a glance

- Prepared for bolt switch contact 878
- With latch bolt guide and face plate flange
- With 2 fixing holes

Technical attributes	
Length	270 mm
Width	36 mm
Thickness	3 mm
Dead bolt cutout	Yes
Keep guide	Yes

Surface	DIN direction	Order no.
35 Stainless steel	4 Left	-----47235-04
35 Stainless steel	5 Right	-----47235-05

Current strike strike-plate combinations

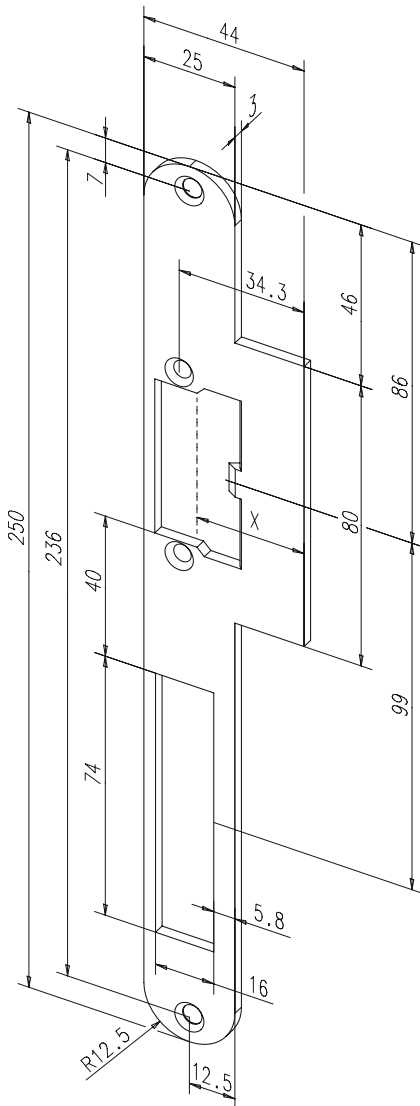
Model	Order no.		
14	14----472	**	***
14RR	14RR---472	**	***
342U	342U---472	**	***
342URR	342URR-472	**	***

** = Surface

*** = voltage variant and DIN-direction

The calculation of the X-dimension can be found on page 6.

Flat striking plate no. 541 with keep guide, rounded



Flat striking plate with latch bolt aperture and dead bolt cutout.

The advantages at a glance

- With Keep guide
- For strike series 611

Technical attributes

Length	250 mm
Width	25 mm
Thickness	3 mm
Dead bolt cutout	Yes
Keep guide	Yes

Surface	DIN direction	Order no.
35 Stainless steel	1 Universal	-----54135-01

Current strike strike-plate combinations

Model	Order no.
611	611----541 ** ***
631	631----541 ** ***

** = Surface

*** = voltage variant and DIN-direction

The calculation of the X-dimension can be found on page 6.

Flat striking plate no. 033 with keep guide, angled

Flat striking plate with latch bolt aperture and dead bolt cutout.

The advantages at a glance

- With Keep guide
- With 2 fixing holes

Technical attributes

Length	250 mm
Width	34 mm
Thickness	2 mm
Dead bolt cutout	Yes
Keep guide	Yes

Surface	DIN direction	Order no.
01 Gold	4 Left	-----03301-04
01 Gold	5 Right	-----03301-05
02 Grey	4 Left	-----03302-04
02 Grey	5 Right	-----03302-05
35 Stainless steel	4 Left	-----03335-04
35 Stainless steel	5 Right	-----03335-05

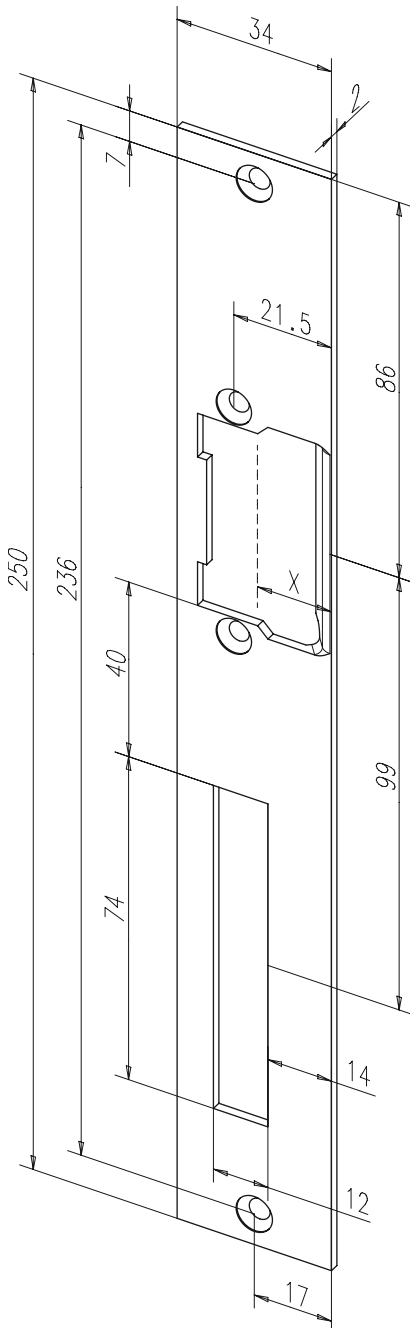
Current strike strike-plate combinations

Model	Order no.	
14	14HZF-033	** ***
14RR	14RRHZF033	** ***
142UF	142UF--033	** ***
142URF	142URF-033	** ***
24	24HZF-033	** ***
342UF	342UF-033	** ***

** = Surface

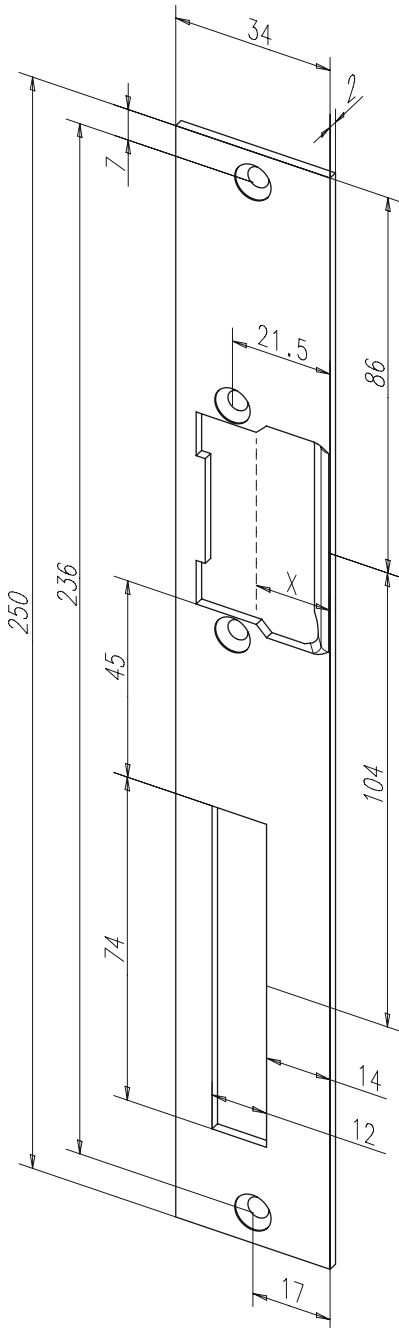
*** = voltage variant and DIN-direction

The calculation of the X-dimension can be found on page 6.



Flat striking plate no. 034 with keep guide, angled

Flat striking plate with latch bolt aperture and dead bolt cutout.



The advantages at a glance

- With Keep guide
- With 2 fixing holes

Technical attributes	
Length	250 mm
Width	34 mm
Thickness	2 mm
Dead bolt cutout	Yes
Keep guide	Yes

Surface	DIN direction	Order no.
02 Grey	4 Left	-----03402-04
02 Grey	5 Right	-----03402-05
■ 35 Stainless steel	4 Left	-----03435-04
■ 35 Stainless steel	5 Right	-----03435-05

Current strike strike-plate combinations

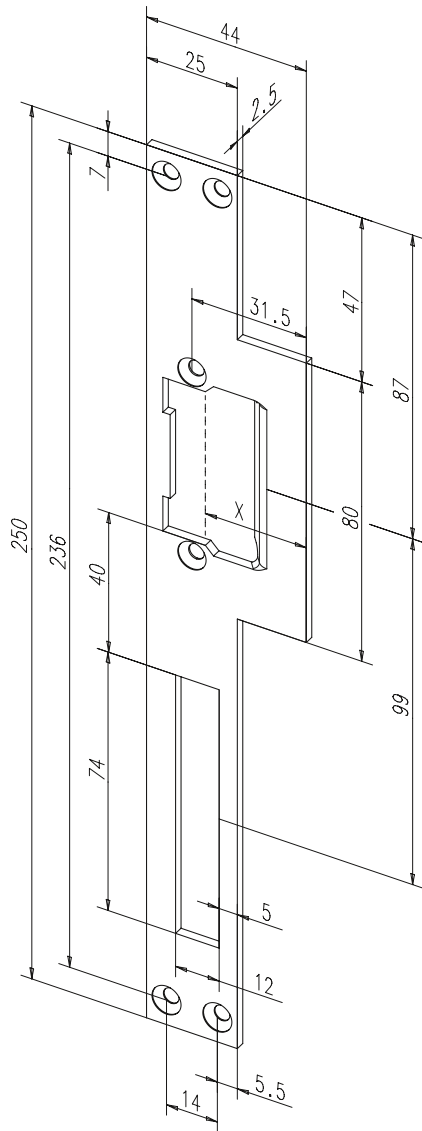
Model	Order no.
14E	14EHZF-034 ** ***
14RR	14RRHZF034 ** ***
34RR	34RRHZF034 ** ***

** = Surface

*** = voltage variant and DIN-direction

The calculation of the X-dimension can be found on page 6.

Flat striking plate no. 165 with keep guide, angled



Flat striking plate with latch bolt aperture and dead bolt cutout.

The advantages at a glance

- With latch bolt guide and face plate flange
- With 4 fixing holes

Technical attributes	
Length	250 mm
Width	44 mm
Thickness	2,5 mm
Dead bolt cutout	Yes
Keep guide	Yes

Surface	DIN direction	Order no.
01 Gold	4 Left	-----16501-04
01 Gold	5 Right	-----16501-05
02 Grey	4 Left	-----16502-04
02 Grey	5 Right	-----16502-05
31 Polished brass	4 Left	-----16531-04
31 Polished brass	5 Right	-----16531-05
35 Stainless steel	4 Left	-----16535-04
35 Stainless steel	5 Right	-----16535-05

Current strike strike-plate combinations

Model	Order no.	
14	14LAP--165	** ***
14RR	14RRLAP165	** ***
142UF	142UF--165	** ***
142URF	142URF-165	** ***
24E	24ELAP-165	** ***
342UF	342UF--165	** ***

** = Surface

*** = voltage variant and DIN-direction

The calculation of the X-dimension can be found on page 6.

Flat striking plate no. 166 with keep guide, angled

Flat striking plate with latch bolt aperture and dead bolt cutout.

The advantages at a glance

- With latch bolt guide and face plate flange
- With 4 fixing holes
- For strike series 12WD with mechanical unlocking

Technical attributes

Length	250 mm
Width	44 mm
Thickness	2,5 mm
Dead bolt cutout	Yes
Keep guide	Yes

Surface	DIN direction	Order no.
35 Stainless steel	4 Left	-----16635-04
35 Stainless steel	5 Right	-----16635-05

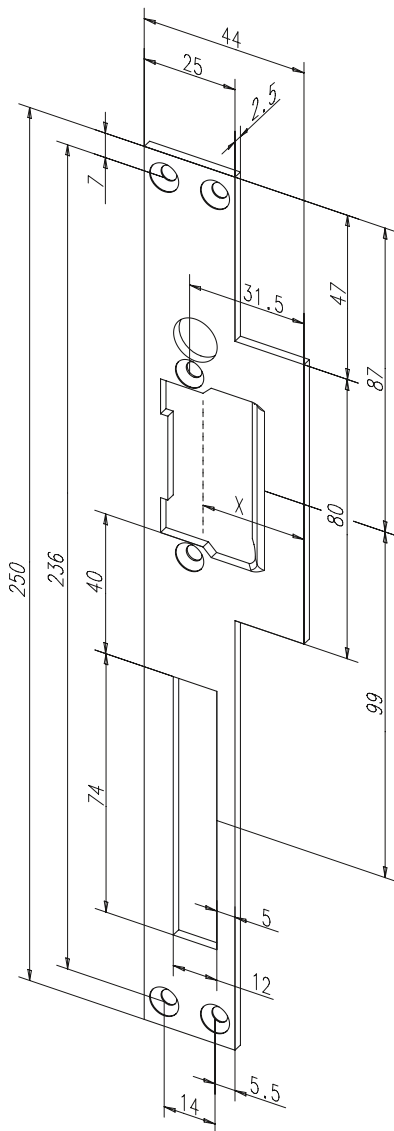
Current strike strike-plate combinations

Model	Order no.
12EF	12ELAP-166 ** ***
22EF	22ELAP-166 ** ***

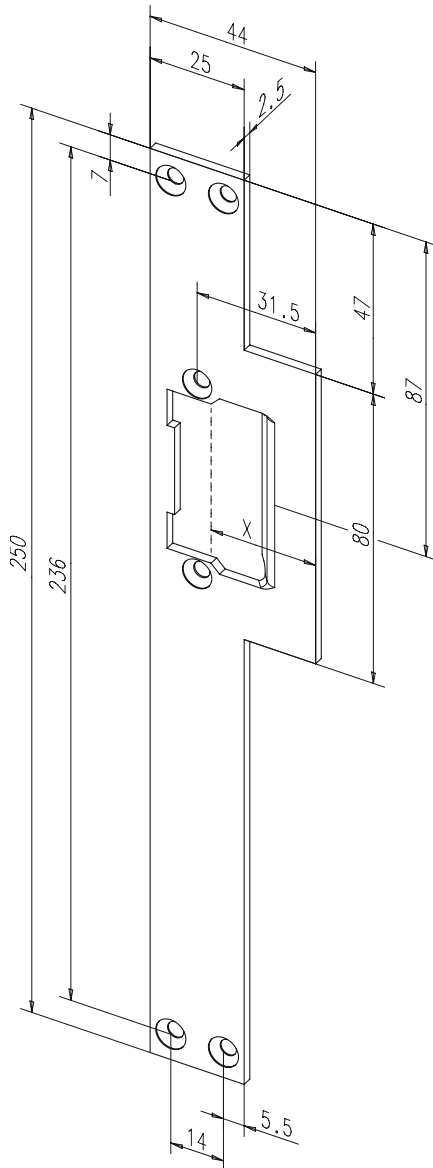
** = Surface

*** = voltage variant and DIN-direction

The calculation of the X-dimension can be found on page 6.



Flat striking plate no. 168 with keep guide, angled



Flat striking plate with latch bolt aperture.

The advantages at a glance

- With latch bolt guide and face plate flange
- With 4 fixing holes
- Without dead bolt cutout

Technical attributes	
Length	250 mm
Width	44 mm
Thickness	2,5 mm
Dead bolt cutout	No
Keep guide	Yes

Surface	DIN direction	Order no.
01 Gold	4 Left	-----16801-04
01 Gold	5 Right	-----16801-05

Current strike strike-plate combinations

Model	Order no.
14	14LAP--168 ** ***

** = Surface

*** = voltage variant and DIN-direction

The calculation of the X-dimension can be found on page 6.

Flat striking plate no. 282 with keep guide, angled

Flat striking plate with latch bolt aperture and dead bolt cutout.

The advantages at a glance

- With Keep guide
- With 2 fixing holes

Technical attributes	
Length	280 mm
Width	35 mm
Thickness	3 mm
Dead bolt cutout	Yes
Keep guide	Yes

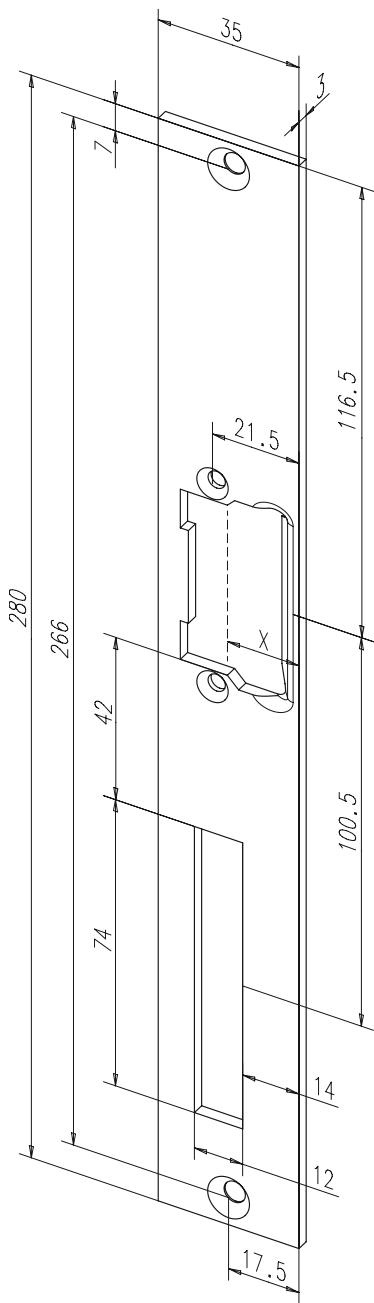
Surface	DIN direction	Order no.
40 Zinc-coated	4 Left	-----28240-04
40 Zinc-coated	5 Right	-----28240-05

Current strike strike-plate combinations

Model	Order no.	
14	14HZF--282	** ***
14RR	14RRHZF282	** ***
142UF	142UF--282	** ***
142URF	142URF-282	** ***

** = Surface
 *** = voltage variant and DIN-direction

The calculation of the X-dimension can be found on page 6.



Flat striking plate no. 310 with keep guide, angled

Flat striking plate with latch bolt aperture and dead bolt cutout.

The advantages at a glance

- With latch bolt guide and face plate flange
- With 2 fixing holes

Technical attributes	
Length	250 mm
Width	42,5 mm
Thickness	2,5 mm
Dead bolt cutout	Yes
Keep guide	Yes

Surface	DIN direction	Order no.
35 Stainless steel	4 Left	-----31035-04
35 Stainless steel	5 Right	-----31035-05

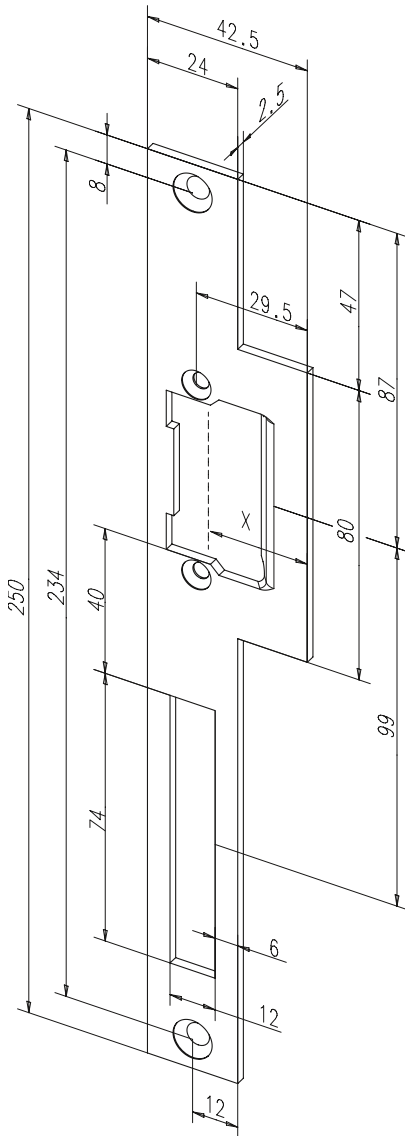
Current strike strike-plate combinations

Model	Order no.	
14E	14ELAP-310	** ***
14RR	14RRLAP310	** ***
142UF	142UF-310	** ***
24E	24ELAP-310	** ***

** = Surface

*** = voltage variant and DIN-direction

The calculation of the X-dimension can be found on page 6.



Flat striking plate no. 314 with keep guide, angled

Flat striking plate with latch bolt aperture and dead bolt cutout.

The advantages at a glance

- With latch bolt guide and face plate flange
- With 4 fixing holes

Technical attributes	
Length	200 mm
Width	44 mm
Thickness	2,5 mm
Dead bolt cutout	Yes
Keep guide	Yes

Surface	DIN direction	Order no.
01 Gold	4 Left	-----31401-04
01 Gold	5 Right	-----31401-05

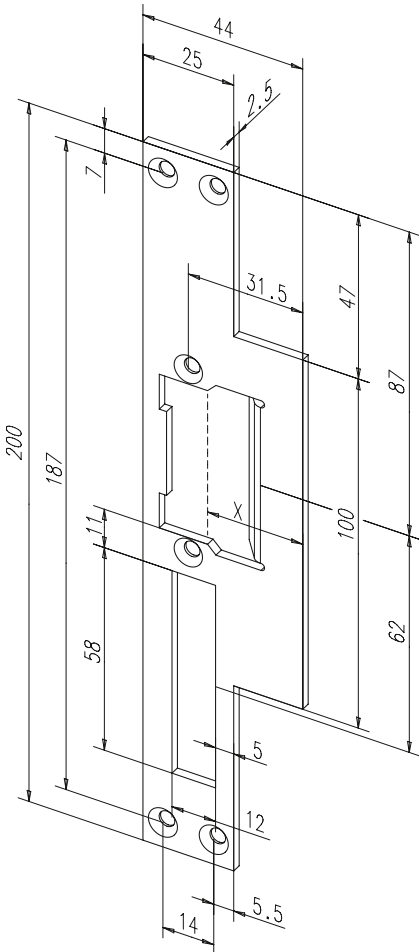
Current strike strike-plate combinations

Model	Order no.
14S	14S----314 ** ***

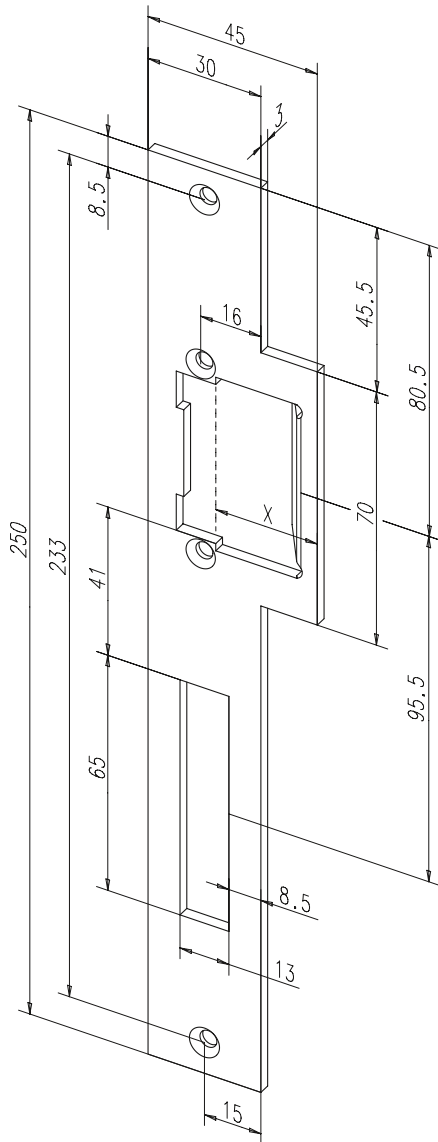
** = Surface

*** = voltage variant and DIN-direction

The calculation of the X-dimension can be found on page 6.



Flat striking plate no. 405 with keep guide, angled



Flat striking plate with latch bolt aperture and dead bolt cutout.

The advantages at a glance

- With latch bolt guide and face plate flange
- With 2 fixing holes

Technical attributes	
Length	250 mm
Width	45 mm
Thickness	3 mm
Dead bolt cutout	Yes
Keep guide	Yes

Surface	DIN direction	Order no.
40 Zinc-coated	4 Left	-----40540-04
40 Zinc-coated	5 Right	-----40540-05

Current strike strike-plate combinations

Model	Order no.	
14	14LAP--405	** ***
14RR	14RRLAP405	** ***
142UF	142UF--405	** ***
3405	3405LAP405	** ***

** = Surface

*** = voltage variant and DIN-direction

The calculation of the X-dimension can be found on page 6.

Flat striking plate no. 425 with keep guide, angled

Flat striking plate with latch bolt aperture and dead bolt cutout.

The advantages at a glance

- With latch bolt guide and face plate flange
- With 2 fixing holes

Technical attributes	
Length	250 mm
Width	38 mm
Thickness	2 mm
Dead bolt cutout	Yes
Keep guide	Yes

Surface	DIN direction	Order no.
35 Stainless steel	4 Left	-----42535-04
35 Stainless steel	5 Right	-----42535-05

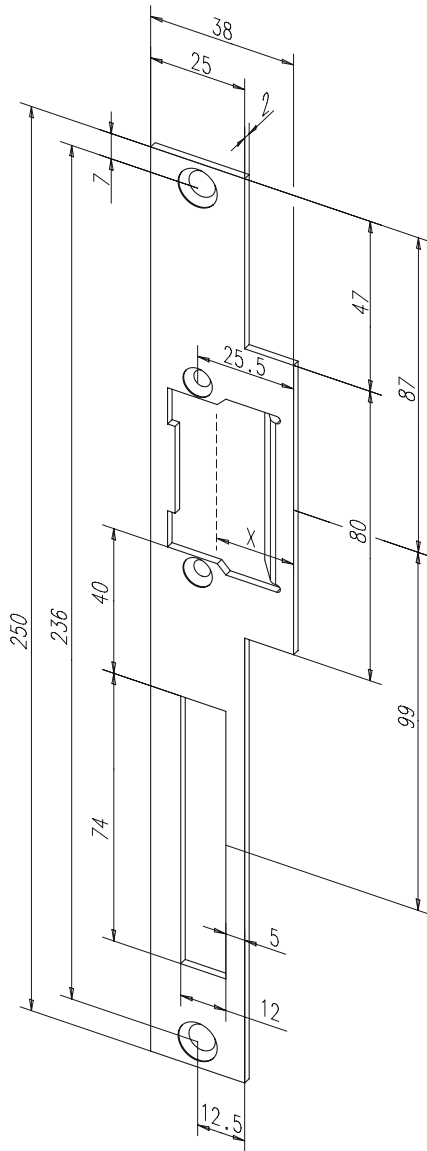
Current strike strike-plate combinations

Model	Order no.	
14	14LAP--425	** ***
14RR	14RRLAP425	** ***
142UF	142UF--425	** ***

** = Surface

*** = voltage variant and DIN-direction

The calculation of the X-dimension can be found on page 6.



Flat striking plate no. 851 with keep guide, angled

Flat striking plate with latch bolt aperture and dead bolt cutout.

The advantages at a glance

- Prepared for bolt switch contact 878
- With Keep guide
- With 2 fixing holes

Technical attributes

Length	250 mm
Width	34 mm
Thickness	2 mm
Dead bolt cutout	Yes
Keep guide	Yes

Surface	DIN direction	Order no.
35 Stainless steel	4 Left	-----85135-04
35 Stainless steel	5 Right	-----85135-05

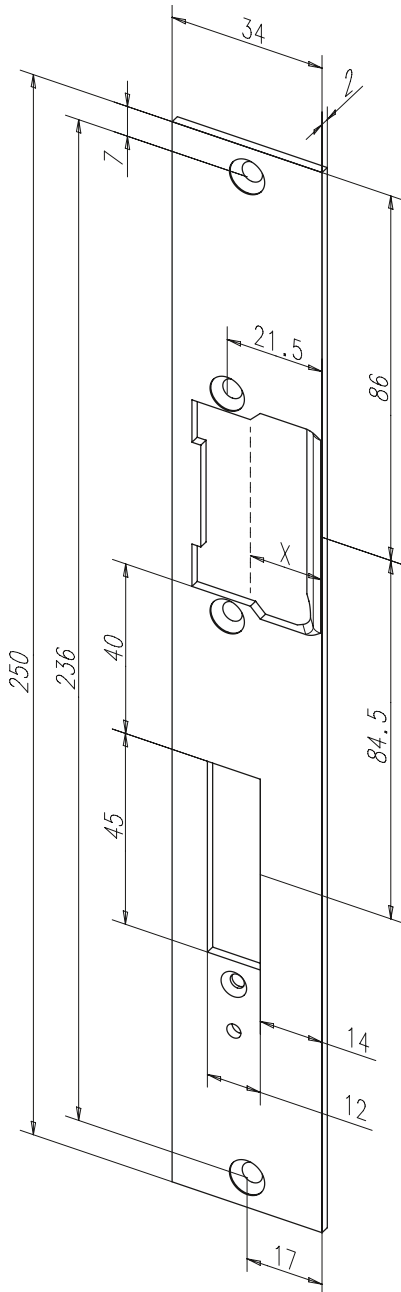
Current strike strike-plate combinations

Model	Order no.	
14E	14EHZF-851	** ***
14RR	14RRHZF851	** ***
142UF	142UF-851	** ***
34	34HZF-851	** ***

** = Surface

*** = voltage variant and DIN-direction

The calculation of the X-dimension can be found on page 6.



Flat striking plate no. 912 with keep guide, angled

Flat striking plate with latch bolt aperture and dead bolt cutout.

The advantages at a glance

- With latch bolt guide and face plate flange
- With 2 fixing holes

Technical attributes	
Length	257 mm
Width	45 mm
Thickness	3 mm
Dead bolt cutout	Yes
Keep guide	Yes

Surface	DIN direction	Order no.
40 Zinc-coated	4 Left	-----91240-04
40 Zinc-coated	5 Right	-----91240-05

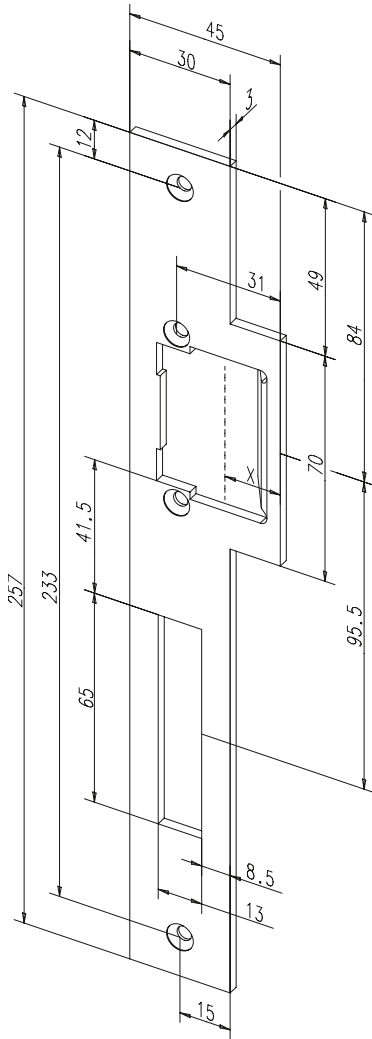
Current strike strike-plate combinations

Model	Order no.	
14	14---912	** ***
14RR	14RR--912	** ***
342U	342U--912	** ***
342URR	342URR-912	** ***

** = Surface

*** = voltage variant and DIN-direction

The calculation of the X-dimension can be found on page 6.



Flat striking plate no. 540 with keep guide, angled

Flat striking plate with latch bolt aperture and dead bolt cutout.

The advantages at a glance

- With Keep guide
- For strike series 611

Technical attributes	
Length	250 mm
Width	28 mm
Thickness	3 mm
Dead bolt cutout	Yes
Keep guide	Yes

Surface	DIN direction	Order no.
35 Stainless steel	1 Universal	-----54035-01

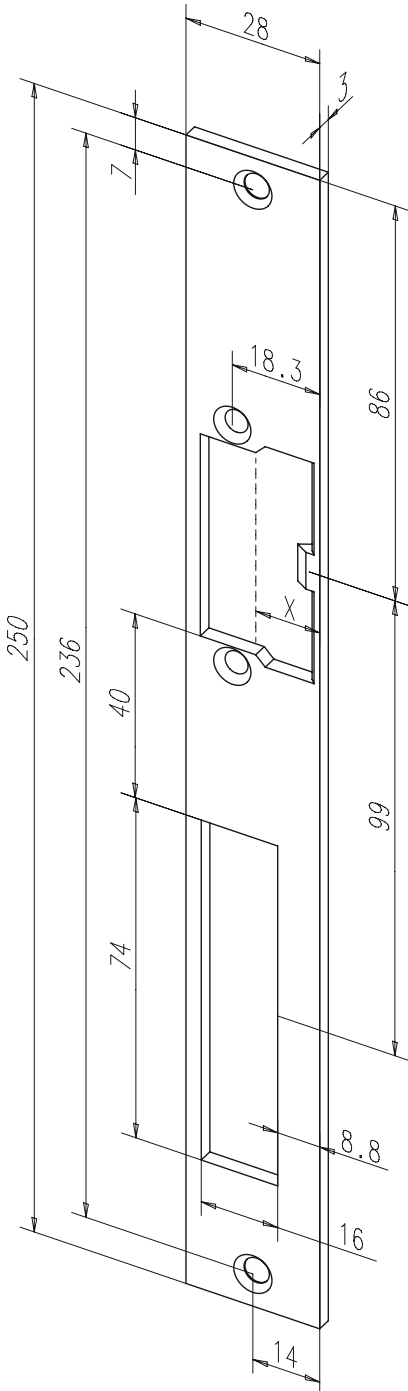
Current strike strike-plate combinations

Model	Order no.		
611E	611E---540	**	***
631	631---540	**	***

** = Surface

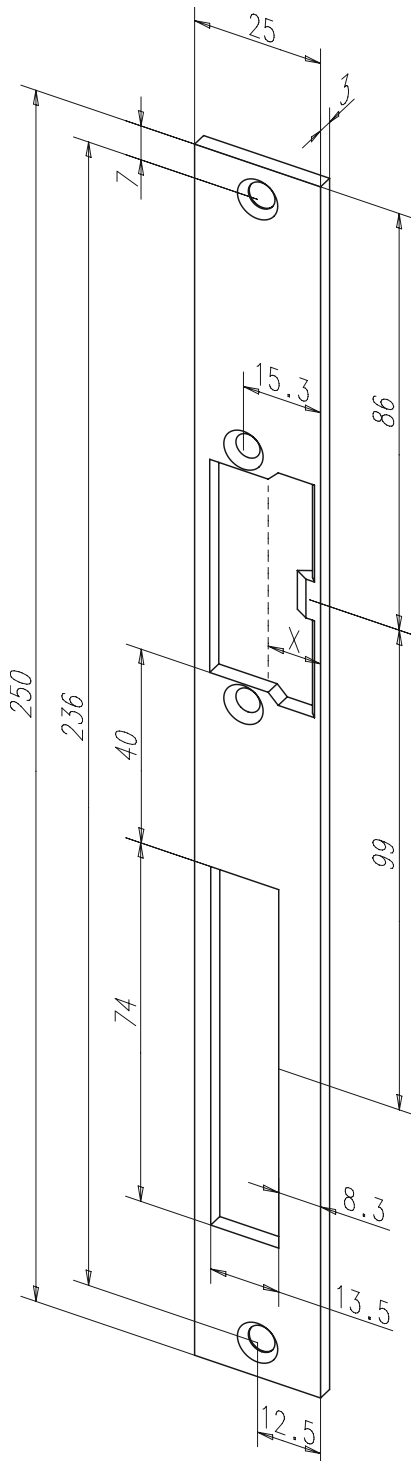
*** = voltage variant and DIN-direction

The calculation of the X-dimension can be found on page 6.



Flat striking plate / Keep guide

Flat striking plate no. 543 with keep guide, angled



Flat striking plate with latch bolt aperture and dead bolt cutout.

Technical attributes	
Length	250 mm
Width	25 mm
Thickness	3 mm
Dead bolt cutout	Yes
Keep guide	Yes

Surface	DIN direction	Order no.
35 Stainless steel	1 Universal	-----54335-01

Current strike strike-plate combinations

Model	Order no.		
611E	611E---543	**	***
621	621---543	**	***
631	631---543	**	***

** = Surface

*** = voltage variant and DIN-direction

The calculation of the X-dimension can be found on page 6.

Flat striking plate no. 031 with keep guide, angled

Flat striking plate with latch bolt aperture and dead bolt cutout.

The advantages at a glance

- With Keep guide
- For fire protection door strike model 131

Technical attributes	
Length	280 mm
Width	35 mm
Thickness	3 mm
Dead bolt cutout	Yes
Keep guide	Yes

Surface	DIN direction	Order no.
35 Stainless steel	4 Left	-----03135-04
35 Stainless steel	5 Right	-----03135-05
40 Zinc-coated	4 Left	-----03140-04
40 Zinc-coated	5 Right	-----03140-05

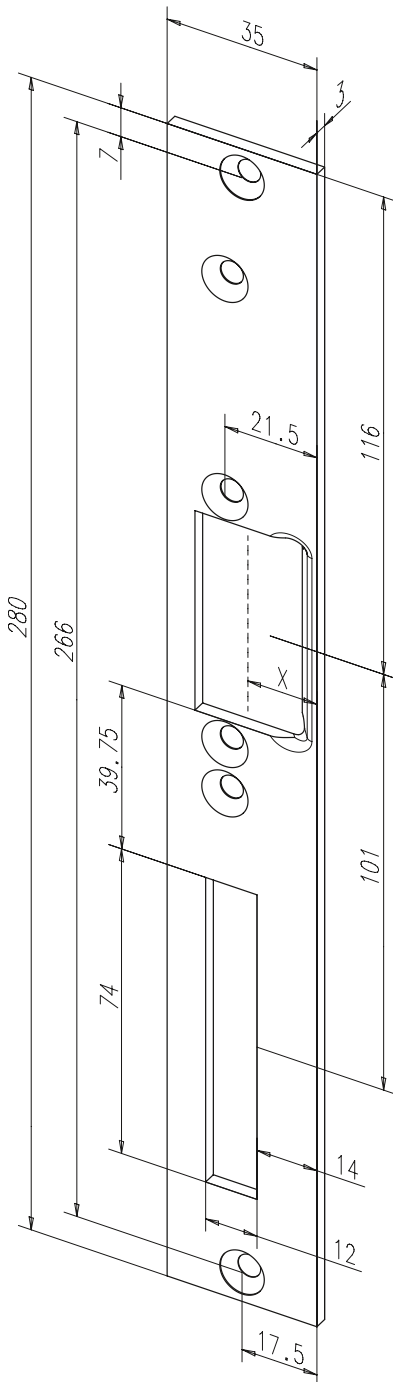
Current strike strike-plate combinations

Model	Order no.
131	131---031 ** ***

** = Surface

*** = voltage variant and DIN-direction

The calculation of the X-dimension can be found on page 6.



Flat striking plate no. 095 with keep guide, angled

Flat striking plate with latch bolt aperture and dead bolt cutout.

The advantages at a glance

- With Keep guide
- For fire protection door strike model 131

Technical attributes	
Length	280 mm
Width	35 mm
Thickness	3 mm
Dead bolt cutout	Yes
Keep guide	Yes

Surface	DIN direction	Order no.
35 Stainless steel	4 Left	-----09535-04
35 Stainless steel	5 Right	-----09535-05

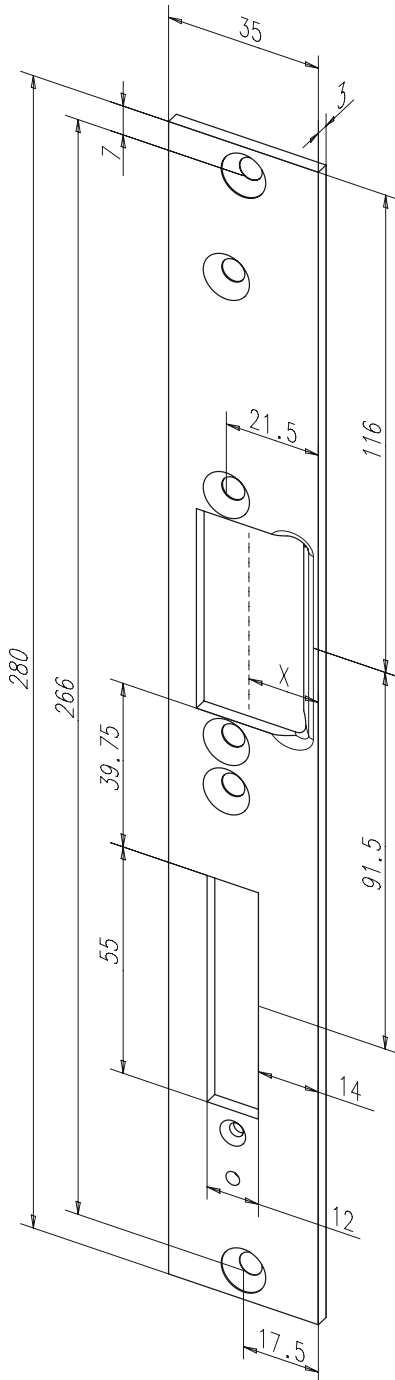
Current strike strike-plate combinations

Model	Order no.
131	131----095 ** ***

** = Surface

*** = voltage variant and DIN-direction

The calculation of the X-dimension can be found on page 6.



Flat striking plate no. 030 with keep guide, short, without dead bolt cutout

Short flat striking plate with latch bolt aperture.

The advantages at a glance

- With Keep guide
- For escape door strikes model series 331U

Technical attributes	
Length	200 mm
Width	35 mm
Thickness	3 mm
Dead bolt cutout	No
Keep guide	Yes

Surface	DIN direction	Order no.
35 Stainless steel	4 Left	-----03035-04
35 Stainless steel	5 Right	-----03035-05
40 Zinc-coated	4 Left	-----03040-04
40 Zinc-coated	5 Right	-----03040-05

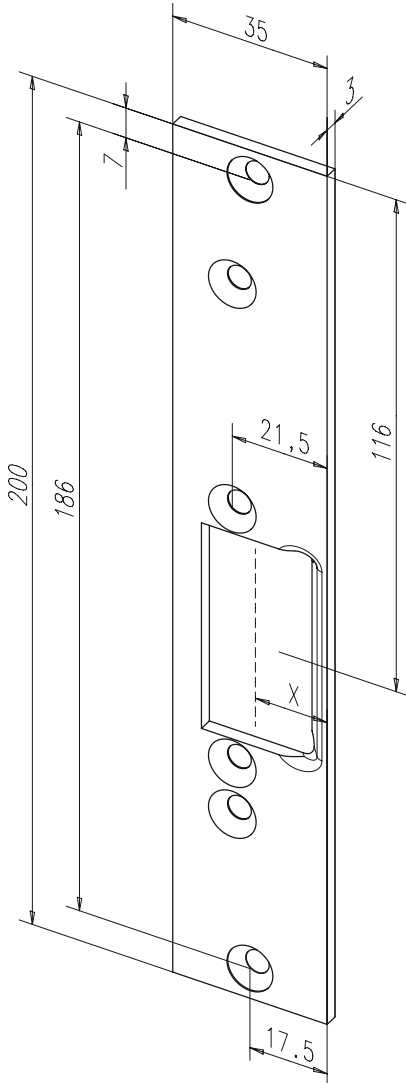
Current strike strike-plate combinations

Model	Order no.		
331U	331U---030	**	***
131	131---030	**	***
331U80	331U80-030	**	***

** = Surface

*** = voltage variant and DIN-direction

The calculation of the X-dimension can be found on page 6.



Flat striking plate no. 169 with keep guide, short, without dead bolt cutout

Short flat striking plate with latch bolt aperture.

The advantages at a glance

- DIN left and right usable
- With latch bolt guide and face plate flange

Technical attributes	
Length	179,9 mm
Width	36,4 mm
Thickness	2,5 mm
Dead bolt cutout	No
Keep guide	Yes

Surface	DIN direction	Order no.
01 Gold	1 Universal	-----16901-01
40 Zinc-coated	1 Universal	-----16940-01

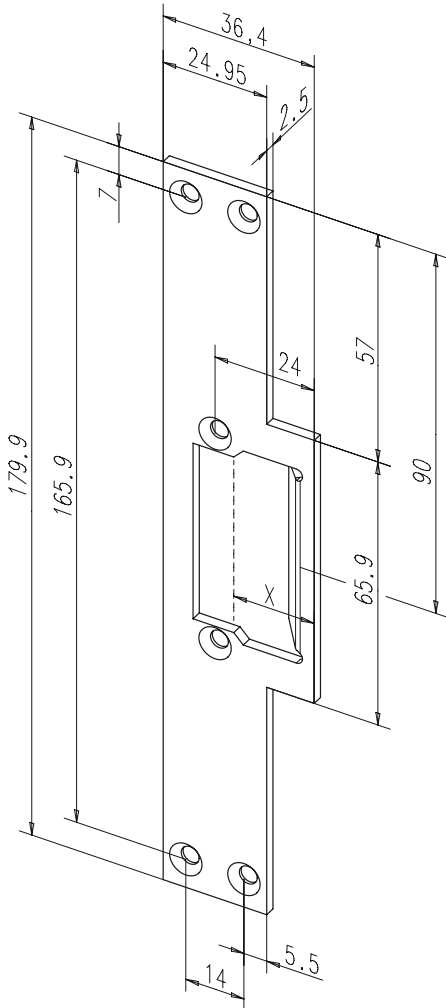
Current strike strike-plate combinations

Model	Order no.	
14	14----169	** ***
14RR	14RR--169	** ***
342	342U--169	** ***
342RR	342RRU-169	** ***

** = Surface

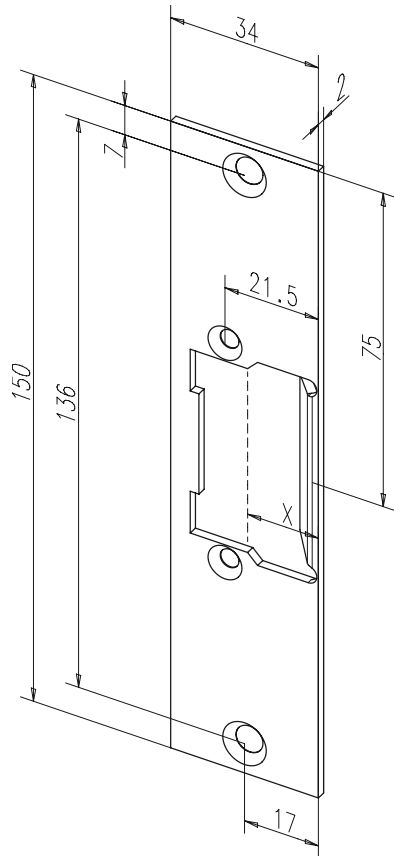
*** = voltage variant and DIN-direction

The calculation of the X-dimension can be found on page 6.



Flat striking plate no. 262

with keep guide, short, without dead bolt cutout



Short flat striking plate with latch bolt aperture.

The advantages at a glance

- DIN left and right usable
- With Keep guide

Technical attributes	
Length	150 mm
Width	34 mm
Thickness	2 mm
Dead bolt cutout	No
Keep guide	Yes

Surface	DIN direction	Order no.
02 Grey	1 Universal	-----26202-01
35 Stainless steel	1 Universal	-----26235-01
40 Zinc-coated	1 Universal	-----26240-01

Current strike strike-plate combinations

Model	Order no.	
14	14KF---262	** ***
34	34KF---262	** ***

** = Surface

*** = voltage variant and DIN-direction

The calculation of the X-dimension can be found on page 6.

Flat striking plate no. 271 with keep guide, short, without dead bolt cutout

Short flat striking plate with latch bolt aperture.

The advantages at a glance

- With Keep guide

Technical attributes	
Length	134 mm
Width	34 mm
Thickness	2 mm
Dead bolt cutout	No
Keep guide	Yes

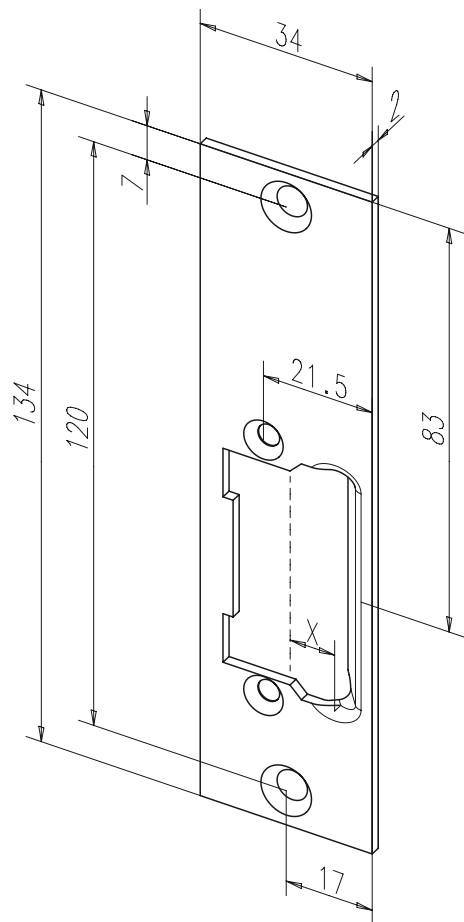
Surface	DIN direction	Order no.
02 Grey	4 Left	-----27102-04
02 Grey	5 Right	-----27102-05
■ 35 Stainless steel	4 Left	-----27135-04
■ 35 Stainless steel	5 Right	-----27135-05
40 Zinc-coated	4 Left	-----27140-04
40 Zinc-coated	5 Right	-----27140-05

Current strike strike-plate combinations

Model	Order no.
14S	14SKF-271 ** ***
34S	34SKF-271 ** ***

** = Surface
*** = voltage variant and DIN-direction

The calculation of the X-dimension can be found on page 6.



Flat striking plate no. 286

with keep guide, short, without dead bolt cutout

Short flat striking plate with latch bolt aperture.

The advantages at a glance

- With Keep guide

Technical attributes	
Length	165 mm
Width	34 mm
Thickness	2 mm
Dead bolt cutout	No
Keep guide	Yes

Surface	DIN direction	Order no.
02 Grey	4 Left	-----28602-04
02 Grey	5 Right	-----28602-05
35 Stainless steel	4 Left	-----28635-04
35 Stainless steel	5 Right	-----28635-05
40 Zinc-coated	4 Left	-----28640-04
40 Zinc-coated	5 Right	-----28640-05

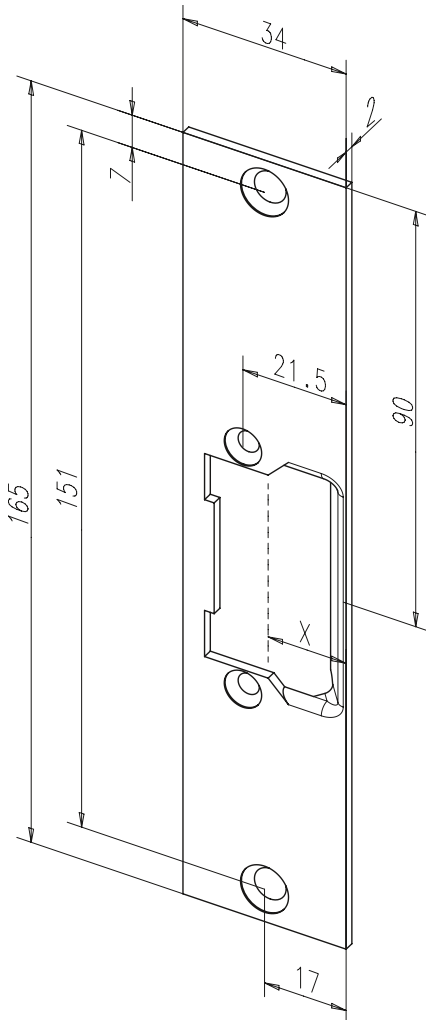
Current strike strike-plate combinations

Model	Order no.		
14	14KF--286	**	***
14RR	14RRKF-286	**	***
34RR	34RRKF-286	**	***

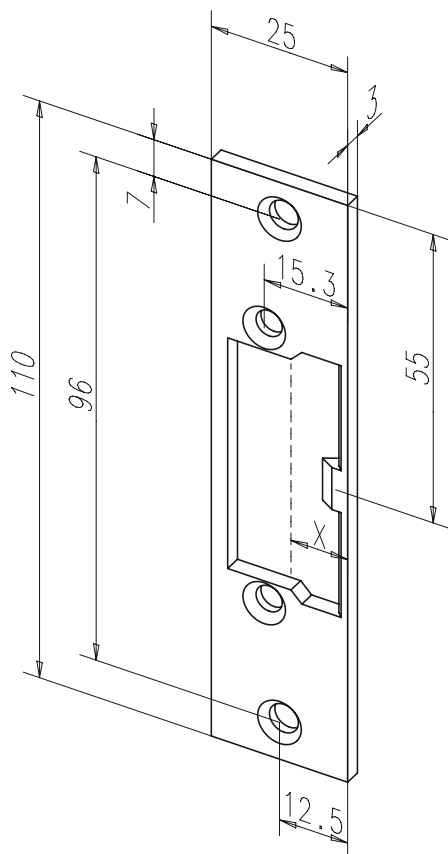
** = Surface

*** = voltage variant and DIN-direction

The calculation of the X-dimension can be found on page 6.



Flat striking plate no. 544 with keep guide, short, without dead bolt cutout



Short flat striking plate with latch bolt aperture.

Technical attributes	
Length	110 mm
Width	25 mm
Thickness	3 mm
Dead bolt cutout	No
Keep guide	Yes

Surface	DIN direction	Order no.
35 Stainless steel	1 Universal	-----54335-01

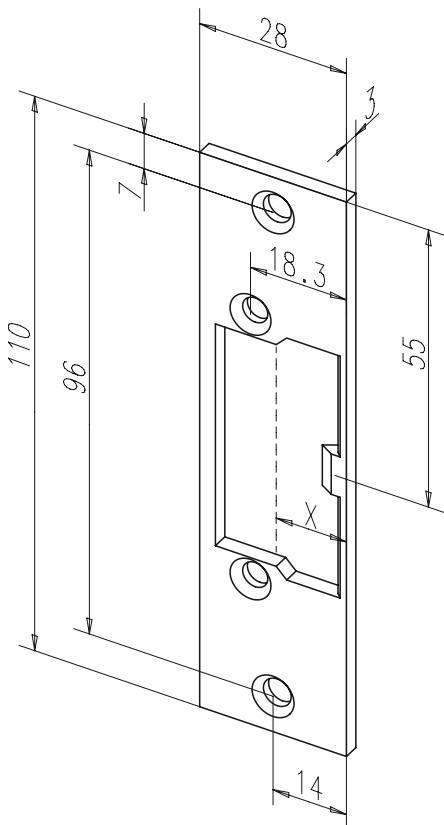
Current strike strike-plate combinations

Model	Order no.
611E	611E--544 ** ***

** = Surface
*** = voltage variant and DIN-direction

The calculation of the X-dimension can be found on page 6.

Flat striking plate no. 545 with keep guide, short, without dead bolt cutout



Flat striking plate with latch bolt aperture.

Technical attributes	
Length	110 mm
Width	28 mm
Thickness	3 mm
Dead bolt cutout	No
Keep guide	Yes

Surface	DIN direction	Order no.
35 Stainless steel	1 Universal	-----54535-01

Current strike strike-plate combinations

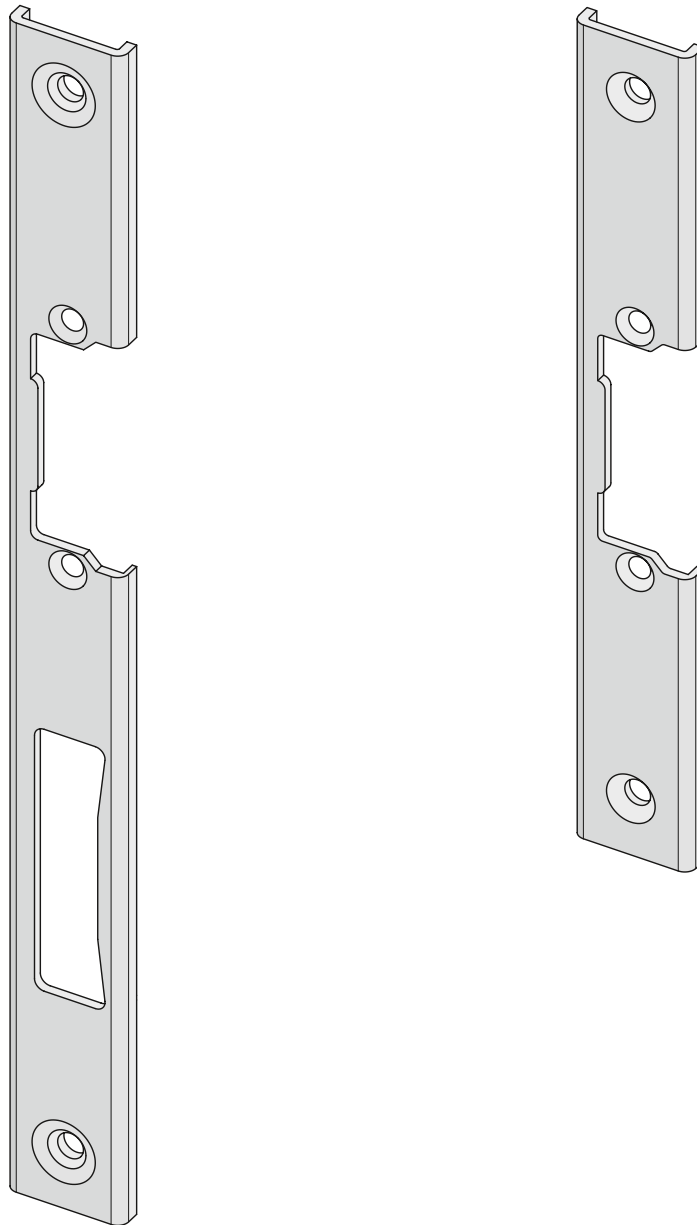
Model	Order no.
611E	611E---545 ** ***

** = Surface

*** = voltage variant and DIN-direction

The calculation of the X-dimension can be found on page 6.

U-shaped striking plates in general



U-shaped striking plates are mainly used in aluminium and plastic profile systems.

These striking plates are fitted into the frame rebate, thus reducing the gap between the lock face plate and striking plate. This assures the latch bolt fully interlocks into the electric strike.

U-striking plate no. 391

Flat striking plate with latch bolt aperture and dead bolt cutout.

The advantages at a glance

- U-striking plate

Technical attributes	
Length	250 mm
Width	24 mm
Thickness	2 mm
Dead bolt cutout	Yes
Keep guide	No

Surface	DIN direction	Order no.
35 Stainless steel	4 Left	-----39135-04
35 Stainless steel	5 Right	-----39135-05

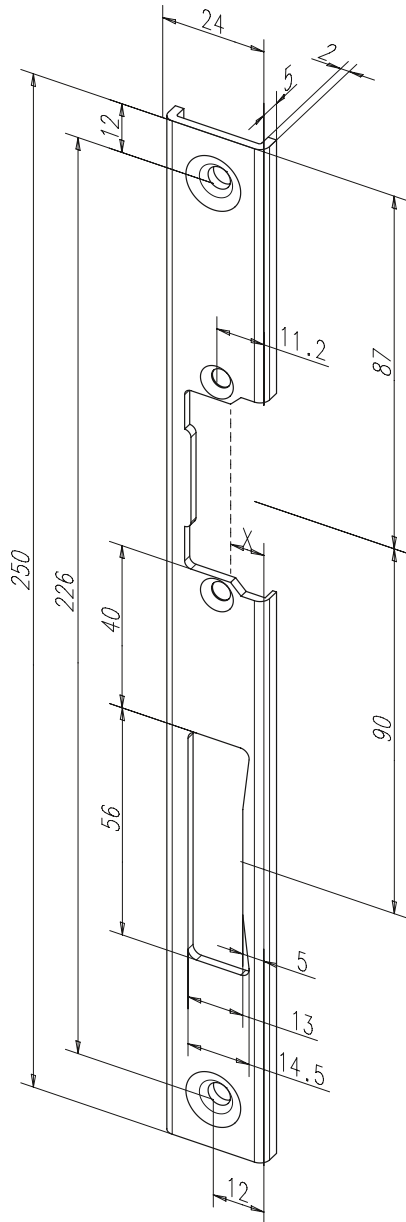
Current strike strike-plate combinations

Model	Order no.	
14	14----391	** ***
14RR	14RR--391	** ***
17	17----391	** ***
116	116----391	** ***
17RR	17RR--391	** ***
116RR	116RR--391	** ***
342U	342U--391	** ***
342URR	342URR-391	** ***

** = Surface

*** = voltage variant and DIN-direction

The calculation of the X-dimension can be found on page 6.



U-striking plate no. 936

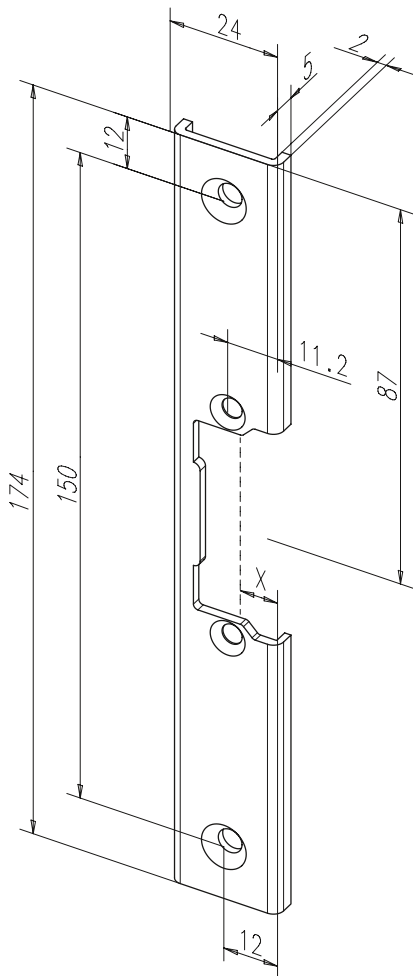
Flat striking plate with latch bolt aperture.

The advantages at a glance

- U-striking plate

Technical attributes	
Length	174 mm
Width	24 mm
Thickness	2 mm
Dead bolt cutout	No
Keep guide	No

Surface	DIN direction	Order no.
35 Stainless steel	4 Left	-----93635-04
35 Stainless steel	5 Right	-----93635-05



Current strike strike-plate combinations

Model	Order no.		
14	14----936	**	***
14RR	14RR--936	**	***
17	17----936	**	***
116	116---936	**	***
17RR	17RR--936	**	***
116RR	116RR--936	**	***
342U	342U--936	**	***
342URR	342URR-936	**	***

** = Surface

*** = voltage variant and DIN-direction

The calculation of the X-dimension can be found on page 6.

Index

Striking plate No.	Page	Striking plate No.	Page	Striking plate No.	Page
002	72	178	105	450	15
003	107	181	98	451	36
010	43	184	99	457	106
011	71	185	76	460	30
013	108	186	86	467	66
021	44	262	150	472	130
024	109	264	46	488	16
028	110	271	151	502	17
030	148	272	9	513	19
031	146	277	10	520	115
033	132	278	11	521	116
034	133	282	137	522	119
039	129	283	47	523	117
049	45	286	152	524	120
050	88	287	91	525	39
051	89	293	83	529	114
052	90	296	48	534	118
054	97	310	138	540	144
062	21	311	50	541	131
063	22	312	35	542	20
066	23	314	139	543	145
067	24	318	92	544	153
068	25	324	12	545	154
069	8	331	49	688	123
071	34	333	93	689	124
080	26	334	13	690	121
090	38	338	51	691	122
095	147	343	52	711	125
096	77	350	53	712	126
097	32	354	54	769	67
098	78	355	94	814	68
099	100	356	55	81A	127
106	79	358	56	843	69
107	80	360	57	851	142
116	111	370	87	855	70
120	81	381	58	909	96
121	73	385	59	912	143
126	74	389	31	923	18
128	82	391	156	928	95
137	33	394	60	936	157
150	101	403	84	972	112
151	102	405	140	973	37
152	103	420	28		
153	104	421	14		
160	27	422	29		
165	134	425	141		
166	135	426	61		
168	136	434	62		
169	149	436	85		
171	41	443	63		
173	75	444	64		
174	42	445	65		

Goods return form

Please copy, complete and attach to shipment!



ASSA ABLOY

Customer-Nr.: _____

Address: _____

Date: _____

ASSA ABLOY
 Sicherheitstechnik GmbH
 Bildstockstraße 20
 72458 Albstadt
 GERMANY
 Tel. +49 7431 123-700
 Fax +49 7431 123-258
 export@assaabloy.de

We wish to make the following return of goods:

Invoice No. / Date	Order No.	Quantity

Please note: Goods may only be returned if they are new, packed originally and without any marks of usage and installation. They should be returned within 6 months of purchasing (date of dispatch).

- Reasons for return:**
- | | | |
|---|----------------------|---|
| <input type="checkbox"/> Incorrect order | ASSA ABLOY | <input type="checkbox"/> Return with ____% deduction |
| <input type="checkbox"/> Incorrect delivery | Sicherheitstechnik | <input type="checkbox"/> Re-order free of charge |
| <input type="checkbox"/> Exchange | offers the following | <input type="checkbox"/> Replacement delivery |
| <input type="checkbox"/> Complaint | options: | <input type="checkbox"/> We regret these goods cannot be returned |
| <input type="checkbox"/> Other | | <input type="checkbox"/> Other |

 Date Customer's signatur

 Date Signatur
 ASSA ABLOY Sicherheitstechnik

Note: Please ensure that this letter accompanies the returned goods. The consignment will be returned carriage forward unless accompanied by a returns note with notice of prepayment. If you have any queries on matters in progress, please telephone +49 7431 123-700 or fax -258.

Our products – quality, know-how and innovation



Electric strikes

With electric strikes, you can unlock a door at the push of a button – without needing to go to the actual door yourself.

effeff electric strikes offer high standards of security and convenience and a suitable electric strike for every installation location. This we can guarantee worldwide as effeff takes into consideration both national and international rules and regulations.

effeff wins over with its certified and security electric strikes due to its sophisticated solutions for smoke

protection doors, fire protection doors and doors along escape routes. Our wide range for high security areas provides solutions for glass doors, sliding doors and clean room doors as well as for explosive areas or seal door systems.

- Standard electric strikes
- Smoke and fire protection electric strikes
- Escape door electric strikes
- Special electric strikes
- Accessories



MEDIATOR

Entrance doors to apartment buildings – an issue which is always causing problems. Some people always lock the door, others never do.

With MEDIATOR, ASSA ABLOY Sicherheitstechnik now offers a simple, yet brilliant solution:

This innovative system ensures doors always lock automatically as soon as they close due to the self-locking escape door lock and an effeff linear electric strike.

Doors can also be opened for visitors from inside apartments using the electric strike.

MEDIATOR can do much more than this, however.

It also ensures doors can be opened from the inside at any time using the door handle, even when doors are locked.

This means everyone can leave the building in the event of an emergency, whether they have a key or not.

Apartment block entrance doors can be retrofitted with MEDIATOR quickly and easily at a very reasonable price.



Security locks

“Security lock” is the most accurate description of effeff locks. Security provides protection against intrusion, thus ensuring people and valuables are safe from harm. effeff lock products provide such comprehensive protection for you and your property. With their anti-panic function and self-locking systems, effeff’s security locks guarantee maximum mechanical security combined with maximum convenience for users.

- Mechanical security locks
- Microswitch security locks
- Motorized security locks
- Electric security locks
- Multipoint security locks
- Accessories



Access control systems

Whether the main or side entrance, strongroom, development department or laboratory, there are certain areas in buildings which need to be locked at all times.

Access control systems regulate access to protected areas, limiting entrance to authorised groups of people without needlessly disrupting their day-to-day business. A straightforward solution for greater security, effeff access control systems protect and control buildings, individual rooms or other security-relevant areas.

We supply a comprehensive range of different technologies, devices and systems, which can be tailored to meet respective specific security needs.

effeff access control systems meet our clients’ individual requirements and are used in private and public buildings, the health sector, leisure facilities, industrial facilities and production plants.

- Access control door fittings
- Access control systems



Escape route technology

effeff's escape route systems fully comply with requirements for uncompromising personal safety and maximum protection for property.

You can depend on effeff's expertise and reliability in emergency situations. Our escape route systems guarantee safe operation of escape route doors, even though under normal circumstances doors may have integrated automatic locking systems or can only be opened by authorised users. Safer use of escape routes is assured at all times in the event of an emergency. effeff electric escape door control systems provide

protection and safety in places such as department stores, schools, kindergartens, office buildings, airports and exhibition halls.

We also supply ideal solutions for specific uses such as restricted areas in hospitals.

- Escape door locking systems
- Escape door monitoring



Electric bolt

effeff electric deadbolts are a reliable complement to locks and strikes used for specific requirements. They can be fitted to special doors such as swing doors or sliding doors, where they are often used as an additional locking device. Where doors are locked with an integrated monitoring contact, the locking status can be monitored, meaning, for instance, a system or machine can only start up if the door concerned is securely locked.

The bolt is suitable for a wide variety of uses, ranging from mere drawers through to doors in lifts and high security areas.

- Door dead bolts
- High-security dead bolts
- Motorised dead bolts
- Cabinet locks



Electric holding magnets

A large selection of electric holding magnets is an important part of effeff's locking systems range.

The range includes certified models for locking escape route doors as well as standard magnets.

Thanks to low-noise operation and the benefits of retrofitting, magnets are highly suitable as additional locking devices in doors.

- Electric magnets for inside and outside doors
- Electric magnets for escape door applications
- Electric magnets for holding doors open
- Accessories



Arrester systems

Whether the main or side entrance, strongroom, development department or laboratory, there are certain areas in buildings which need to be locked at all times. Access control systems regulate access to protected areas, limiting entrance to authorised groups of people without needlessly disrupting their day-to-day business. A straightforward solution for greater security, effeff access control systems protect and control buildings, individual rooms or other security-relevant areas. We supply a comprehensive range of different technolo-

gies, devices and systems, which can be tailored to meet respective specific security needs.

effeff access control systems meet our clients' individual requirements and are used in private and public buildings, the health sector, leisure facilities, industrial facilities and production plants.

- Access control door fittings
- Access control systems

In the future we'll also meet the demands for technical advances and innovations. We therefore reserve the right to make design modifications.

Illustrations may thus also vary from the actual products. Despite the greatest of care, printing errors or mistakes may be made.

ASSA ABLOY accepts no responsibility in such cases and will not enter into any obligations of any kind.

No responsibility is taken for the correctness of any safety regulations reproduced.

ASSA ABLOY is the global leader in door opening solutions, dedicated to satisfying end-user needs for security, safety and convenience.



ASSA ABLOY



Originally part of the ZEISS IKON AG company founded in 1926, **IKON** is ASSA ABLOY's most successful brand for locking and security technology in Germany. The IKON brand offers state-of-the-art products and solutions at the cutting edge of technology. The brand product range includes high-quality mechanical and mechatronic locking cylinders, auxiliary locks and security devices, door fittings and door closers. They provide active burglary protection and safeguard both people and property.



Founded as a precision engineering and electrical engineering workshop in 1936, **effeff** is a global leading brand for electromechanical locking and unlocking devices.

Electric strikes, electric bolts, security locks, access control systems and escape route technology are among the effeff brand products which today provide security and convenience in over 75 countries throughout the world.

ASSA ABLOY Sicherheitstechnik GmbH is the professional partner worldwide in mechanical and electromechanical security solutions for safety, security and convenience in buildings. The company develops, produces and markets high-quality products and multi-purpose systems under the established IKON and effeff brand names for the private, commercial and public sectors.

ASSA ABLOY is the world's leading manufacturer and supplier of door opening solutions, meeting tough enduser demands for safety, security and convenience. With over 32,000 employees, the Group achieves sales of over EUR 3.5 billion.

ASSA ABLOY
Sicherheitstechnik GmbH
Bildstockstraße 20
72458 Albstadt
GERMANY
albstadt@assaabloy.de
Tel. +497431 123-700
Fax +497431 123-258
www.assaabloy.de